

Z 239

EX LIBRIS ANNE WILLAN



VT
A98

ENGLAND's

Newest way in all sorts of

COOKERY, PASTRY,

AND

All PICKLES that are fit to be Used.

Adorn'd with Copper Plates, setting forth
the Manner of placing Dishes upon Tables; And
the Newest Fashions of Mince-Pies.

By *HENRY HOWARD*,
Free Cook of *London*, and late Cook to his
Grace the Duke of *Ormond*, and since to the
Earl of *Salisbury*, and Earl of *Winchelsea*.

LIKEWISE

The best Receipts for making Cakes, Mack-
roons, Biskets, Ginger-bread, French-bread: As
also for Preserving, Conserving, Candying and
Drying Fruits, Confectioning and making of
Creams, Syllabubs, and Marmalades of several
sorts.

The Second Edition with Additions and
Amendments:

LONDON,

Printed for and Sold by *Chr. Coningsby*, at the
Ink-bottle against *Clifford's*-Inn Back-Gate, in
Fetter-lane, *Fleetstreet*, 1708.

W. W. D. W. D.

W. W. D. W. D.

COOKERY: THEORY

1

All the ... in ...

... of ...

DE ...

... of ...

THE ...

... of ...

The ...

...

... of ...

THE
BOOKSELLER
TO THE
READER.

THE Author hereof (Mr. Howard) being a Person very well skill'd in the nicest and newest parts of Cookery, having about twelve Months since offer'd me the Copy hereof, I was prevail'd upon (by the advice of some friends well skill'd in that Art) to Print the same, which having done, and it meeting with so universal a Reception (Thanks to the Encouragers of Cookery) as that the whole Impression

To the Reader.

went off in less than a Years time, I was encourag'd to make a *Second Edition*, with large *Additions*, by some of the *Author's Friends*; not of *Receipts* only for the making and dressing all manner of *Dishes* after the most curious and newest mode; but with *Directions* also for all *Persons* concern'd in *Cookery* to know the *Times* when *Fish, Fowl, &c.* are in *Season*; to which is likewise prefix'd an *exact Table* to the whole, where every one may readily turn to any *Receipt*, or other *Thing* they want to be informed of. Thus having made the *Work* as compleat as is possible, I doubt not but this *Edition* will meet with even a better and more *General Reception* than the *First*, which is what is expected and desired from the curious *Reader*, by the *Publisher*,

Chr. Coningsby.

The TABLE.

A.

A Sparagus to Pickle	92
Artichoke Bottoms to keep	93
Artichoke Bottoms to dry	Ibid.
Apricocks to Preserve	113
A Leach of Almonds to make	123
Almond Syllabub to make	Ibid.

B.

Force-meat Balls	18
To Butter Crabs	28
To Butter Shrimps	29
To Boil Pike	31
White Broth	35
Beef-Alamode	37
Beef to Fry	57
Beef to Pot	80
Beef to Collar	84
A Breast of Veal to Collar	132
Black Caps	67
Beau Tarts	75
Barberries to Pickle	93, 133,
Bills of Fare	97, 98, 99, 100, 101, 102, 103, 104, 105, 106
Biskets to make	109
Bisket-Drops to make	Ibid.
B Bisque of Fish	129
A Dish of Wild Curds like Almond-Butter, &c.	139

C.

Cheese-cakes to Season	24
Custards to Season	Ibid.
Craw-Fish to Dress	26

The TABLE.

Carps to Stew	27, 140
Crabs to Butter	28
Codsheads to Dress	30
Scotch Collops	41
Calveshead to Dress	42
Calveshead to Hash	53
Chickens to Stew	56
A Neck or Loin of Mutton in Cutlets	58
Seed-Cakes to make	108
A good Stiff-Cake to make	107, 108
Shrewsbury Cakes to make	107
To Collar a Breast of Mutton	61
To Collar Beef	84
To Collar a Breast of Veal	85
Pickle for it	Ibid.
To Collar Pig	86
To Collar Eels	Ibid.
To Collar a Surloin, Flank, Brisket, Rand, or Fore-Rib of Beef	151.
To Collar a Breast of Veal	132
A fresh Cheese to make	138
Toasted Cheese to make	63
Dutch Cheese	65
Cheese Loaves	73
Cheese-Cakes	77, 78
For the Paste	Ibid.
Limon-Cakes to make	121
Red Quince Cakes to make	Ibid.
Clear or Transparent Quince Cakes	122
White Quince Cakes	ibid.
Curd cakes to make	124
A Good Cake to make	134
A Carraway-cake to make	135

The TABLE.

<i>Winter Cheese-cakes with Puff-Paste</i>	Ibid.
<i>To make Custards</i>	76
<i>Rice Custards</i>	77
<i>Cucumbers to Pickle</i>	87, 95, 131
<i>Colly-Flowers to Pickle</i>	89
<i>Currant-cream to make</i>	125
<i>Goosberry-cream to make</i>	Ibid.
<i>Sage-cream to make</i>	126
<i>A Conserve for Tarts of any Fruit that will keep all the Year</i>	111
<i>Cherries to Preserve</i>	113
<i>To Conserve any sort of Flowers</i>	116
<i>To Conserve Strawberries</i>	Ibid.
<i>To Candy Ginger</i>	Ibid.
<i>To candy Cherries</i>	117
<i>To Candy Elicampane Roots</i>	Ibid.
<i>To Candy Barberries</i>	Ibid.
<i>To candy Grapes</i>	Ibid.
<i>To candy Eringo-Roots</i>	Ibid.
<i>Comfits to make</i>	118
<i>Confections to Perfume</i>	124
<i>Cyder to Order</i>	141

D.

<i>To Dress a Shoulder of Mutton in Blood</i>	57
<i>Dutch Cheese</i>	65
<i>Dutch Wafers</i>	70
<i>To Dry Plumbs, Grapes, &c.</i>	118
<i>To Dish up a Dish of Fruits with Flowers</i>	124

E.

<i>Eels to Stew</i>	27
<i>Eels to Roast</i>	31
<i>Eels to collar</i>	86
<i>Eggs a Frigasee</i>	62
<i>A 4</i>	<i>Elder</i>

The TABLE.

<i>Elder Wine to make</i>	127
F.	
<i>Force'd-meat Balls</i>	18
<i>Olive Florendine</i>	21
<i>Steak Florendine</i>	22
<i>Rice Florendine</i>	Ibid.
<i>Almond Florendine</i>	23
<i>A Florendine</i>	Ibid.
<i>Fish when in Season</i>	154
<i>Fowls and Rabbets when in Season</i>	Ibid.
<i>Fish to Dress.</i>	26
<i>A Frigasee of Eggs</i>	62.
<i>Frigasee of Rabbets or Chickens</i>	43
<i>For the Forc'd-meat Balls.</i>	44
<i>Frigasee White</i>	Ibid.
<i>Frigasee of Pigeons</i>	Ibid.
<i>Frigasee of Mushrooms</i>	45
<i>To Force a Legg of Mutton</i>	46
<i>To Force a Legg of Lamb</i>	47
<i>French Bread to make</i>	110
<i>Fowls to Malleret</i>	51
<i>Fowls to Pott</i>	82
<i>To Fry a Neck or Loin of Lamb</i>	57
<i>To Fry Beef</i>	Ibid.
<i>Court Fritters</i>	71
<i>Skirret Fritters</i>	Ibid.
<i>French Beans to Pickle</i>	89
<i>Fruits to Dish up with Flowers</i>	124
<i>A Bisque of Fish</i>	129

G.

<i>Geese Alamode</i>	52
<i>Gravy to keep, to make</i>	59, 60
<i>Goosberry Tansy</i>	69
	Goos-

The TABLE.

<i>Goosberries to keep</i>	94
<i>Goosberries to Preserve</i>	112
<i>Ginger-bread to make</i>	110

H.

<i>A Hogoee</i>	39
<i>To Hash a Calveshead</i>	53
<i>To Hash a Legg of Mutton</i>	Ibid.
<i>To Hash a Shoulder of Mutton</i>	55
<i>Hare to Roast</i>	57
<i>Hare to Pott</i>	83
<i>Hedgehog</i>	66
<i>Honey of Mulberries to make</i>	121

I.

<i>Jumbals to make</i>	108
<i>Jelly of Quinces, Currans or Goosberries</i>	121
<i>An Excellent Junket to make</i>	125

L.

<i>Lobsters to Roast</i>	31
<i>Lobsters to Pickle</i>	32
<i>Legg of Lamb to Force</i>	47
<i>A Neck or Loin of Lamb Fried</i>	57
<i>Legg of Mutton like Westphalia Ham</i>	53
<i>Cheese Loaves</i>	73
<i>Limon Cakes to make</i>	121
<i>Limon Cream to make</i>	138
<i>A Leach of Almonds to make</i>	123

M.

<i>To Malleret Soals.</i>	32
<i>To Malleret Fowl</i>	51
<i>A Monastick</i>	40
<i>A Legg of Mutton to Force</i>	46
<i>A Leg of Mutton to Hash</i>	54
<i>A Shoulder of Mutton to Hash</i>	55

The TABLE;

<i>A Shoulder of Mutton to Dress in Blood</i>	57
<i>A Breast of Mutton to Collar</i>	61
<i>A Neck of Mutton to Stew</i>	55
<i>A Neck or Loin of Mutton in Cutlets</i>	58
<i>Mushrooms to Pickle</i>	90, 91
<i>Mackaroons to make</i>	109, 123
<i>Medlers to Preserve</i>	111
<i>Mulberries to Preserve</i>	112
<i>Marmalade of Oranges to make</i>	119
<i>Marmalade of Grapes to make</i>	120
<i>Marmalade the Italian Fashion</i>	122
<i>Marmalade of Pruins, Raisins, &c.</i>	126
<i>Mouth-water to make</i>	128
<i>Minc'd Pies to make with Neats Tongues</i>	146
<i>Mustard to make</i>	149

N.

<i>A Neck of Veal to Ragou</i>	49
<i>A Neck of Mutton to Stew</i>	55
<i>Neats Tongues to Dry</i>	144

O.

<i>Oysters to Stew</i>	27
<i>Oyster Loaves</i>	29
<i>Oysters to Pickle</i>	32
<i>Oysters Grill'd in Shells</i>	130
<i>The Olea</i>	38
<i>To make Olives</i>	61
<i>Omlet of Eggs</i>	62
<i>Orange Tarts</i>	74
<i>Oranges and Limons Artificial</i>	119
<i>Orange Butter</i>	125

P.

<i>Almond Pudding</i>	9
	<i>White</i>

The TABLE.

<i>White Puddings</i>	10, 11
<i>Black Puddings</i>	11
<i>Italian Pudding</i>	1
<i>Pippin Pudding</i>	2
<i>Orange Pudding</i>	Ibid.
<i>Carot Pudding</i>	Ibid.
<i>Oatmeal Pudding</i>	3
<i>Rice Pudding</i>	Ibid.
<i>Marrow Pudding</i>	4
<i>Excellent Pudding</i>	Ibid.
<i>Good Puddings</i>	5, 6
<i>Calves-foot Pudding</i>	Ibid.
<i>Pudding to boil Chickens or Pigeons with</i>	7
<i>Cabbage Pudding</i>	Ibid.
<i>Quaking Pudding</i>	8
<i>Shaking Pudding of Almonds</i>	9
<i>Hasty Pudding</i>	Ibid.
<i>Almond Pudding in Guts</i>	10
<i>Liver Pudding</i>	12
<i>Little Puddings</i>	71
<i>A Quaking Pudding</i>	130
<i>An Orange Pudding</i>	131
<i>A Bran Pudding to make</i>	135
<i>Carp Pye</i>	12
<i>Salmon Pye</i>	13
<i>Potatoo Pye</i>	14
<i>Artichoke Pye</i>	Ibid.
<i>Egg Pye</i>	Ibid.
<i>Lumber Pye</i>	15
<i>Stump Pye</i>	Ibid.
<i>Dowlett Pye</i>	16
<i>Calves-foot Pye</i>	17
<i>Pan-cakes to make</i>	149
	<i>Chicken</i>

The TABLE.

<i>Chicken Pye</i>	17
<i>Caudle for it</i>	Ibid.
<i>Have Pye</i>	18
<i>Fiblet Pye</i>	19
<i>A Lamb Pye to make</i>	139, 140
<i>Venison Pasty</i>	19
<i>Sweet-bread Pasties</i>	72
<i>Kidney Pasties</i>	Ibid.
<i>Paste Royal</i>	25
<i>White Puff-paste</i>	Ibid.
<i>Puff-paste</i>	Ibid.
<i>Paste to Fry</i>	73
<i>Paste of Cherries to make</i>	120
<i>Pike to boil</i>	30
<i>Pike to Roast</i>	31
<i>Pickles</i>	87, 88, 89, 90, 91, 92, 93, 94, 95
<i>To Pickle Lobsters</i>	32
<i>To Pickle Oysters</i>	Ibid.
<i>To Pickle Tongues</i>	52
<i>To pickle Pigeons</i>	65
<i>To pickle Ashen-Keys</i>	133
<i>To Pickle Limons, or Great Cucumbers</i>	87
<i>To pickle Walnuts</i>	88
<i>To pickle French Beans</i>	89
<i>To pickle Colly-flowers</i>	Ibid.
<i>To pickle Plumb-Buds</i>	90
<i>To pickle Mushrooms</i>	90, 91, 131
<i>To pickle Asparagus</i>	92
<i>To pickle Samphire</i>	Ibid.
<i>To pickle Barberries</i>	93, 133
<i>Pease Soop</i>	36
<i>Pease Pottage</i>	Ibid.
<i>Plumb Pottage</i>	37
	Green

The TABLE.

<i>Green Pease to keep</i>	94
<i>Pigeons to Ragon</i>	50
<i>Pigeons to Stew</i>	56
<i>Pigeons to pickle</i>	65
<i>Pigeons to Pot</i>	83
<i>Petty Potatoes</i>	63
<i>Pippins to Stew</i>	67
<i>Pears to Stew</i>	68
<i>Pippin Tansley</i>	Ibid.
<i>Pippin Tarts.</i>	73
<i>Pippins to Preserve</i>	143
<i>To Pot Salmon</i>	78
<i>To Pat Tongues</i>	79
<i>To Pot Lobsters</i>	80
<i>To Pot Beef like Venison</i>	Ibid.
<i>To Pot Pork</i>	81
<i>To Pot Fowles</i>	82
<i>To Pot Pigeons</i>	83
<i>To Pot Hare</i>	Ibid.
<i>Pig to Collar</i>	86
<i>Plumb-buds to pickle</i>	90
<i>Plumbs Grapes, &c. to dry</i>	118
<i>To preserve Medlers.</i>	111
<i>To preserve Mulberries</i>	112
<i>To preserve Goosberries</i>	Ibid.
<i>To preserve Cherries</i>	Ibid.
<i>To preserve Walnuts</i>	113
<i>To preserve Apricocks</i>	Ibid.
<i>To preserve Green Pippins</i>	114
<i>To preserve Barberies</i>	Ibid.
<i>To preserve Pears</i>	Ibid.
<i>To preserve Black Cherries</i>	115
<i>To preserve Eringo-Roots</i>	Ibid.

The TABLE.

A Perfume to perfume any sort of Confections 124

Q.

Quiddany of Plumbs, Apples, Quinces; or any other Plumbs 110

Jelly of Quince, &c. 121

Red Quince-Cakes to make Ibid.

Clear or transparent Quince-Cakes 122

White Quince-Cakes to make Ibid.

R.

To Roast Pike 31

To Roast an Eel Ibid.

To Roast Lobsters Ibid.

To Roast a Hare. 57

To Ragou a breast of Veal 48

To Ragou a Neck of Veal 49

To Ragou Pigeons. 50

Beef Royal Ibid.

S.

To Season Turkey, Goose, or Capons 20

To Season Veal or Lamb Ibid.

To Season Mince Pyes 21

To Season Cheese-Cakes 24

To Season Custards Ibid.

A good Sack-Possset to make 127, 139

To Stew Pippins 65, 74

To Stew Carps 27

To Stew Eels Ibid.

To Stew Oysters 28

To Stew a Neck of Mutton 55

To Stew Veal 56

To Stew Chickens Ibid.

To Stew Pigeons Ibid.

Sause for Fish 28

Sause

The TABLE.

<i>Sause for Roast Venison</i>	96
<i>Sause for Wild Ducks</i>	133
<i>Sause for Turkeys or Capons</i>	136
<i>Sause for Wild Fowl</i>	137
<i>Sause for Venison or Hare</i>	Ibid.
<i>Sauce for Green Geese, or Young Ducks</i>	Ibid.
<i>Sauces for Roast Pigeons, or Doves</i>	146
<i>Sausages for Land-Fowl, &c.</i>	147
<i>To make Sause or Pickle to keep Venison in that is tainted</i>	152
<i>Other Sause for tainted Venison</i>	152, 153
<i>Soals to Malleret</i>	32
<i>White Soop</i>	33
<i>Brown Soop</i>	34
<i>Pease Soop</i>	36
<i>Scotch Collops</i>	41
<i>Syder to Order</i>	141, 142
<i>A Salamongundy</i>	64
<i>Sweet-bread Pasties</i>	72
<i>Spinage Tarts</i>	75
<i>Salmon to Pot</i>	78
<i>Sausages to make</i>	81
<i>Sausages without Skins to make</i>	144
<i>Samphire to Pickle</i>	92
<i>To Souse Pike</i>	134
<i>To make Sweet-meats of any Apples</i>	111
<i>A Whipt Syllabub to make</i>	125
<i>Almond Syllabub to make</i>	123
<i>Syrrup of Barberries to make</i>	126

T.

<i>Turkey, Goose, or Pigeons to Season</i>	18
<i>Tongues to Pickle</i>	52
<i>Tongues to Pot</i>	79

The TABLE.

<i>Pippin Tansy</i>	68
<i>Goosberry Tansy</i>	69
<i>Good Tansy</i>	Ibid.
<i>Almond Tansy</i>	70
<i>A Beef Tansy</i>	131
<i>A Tansy without Frying</i>	136
<i>Neats Tongue to Roast</i>	145
<i>Neats Tongue or Udder to Roast</i>	Ibid.
<i>A Tansy to make the best Way</i>	150
<i>A Tansy for Lent</i>	151
<i>Pippin Tarts</i>	73
<i>Orange Tarts</i>	74
<i>Tart de Moy</i>	76

V.

<i>Veal or Lamb to Season</i>	20
<i>Veal Alamode</i>	47
<i>Veal to Stew</i>	56
<i>A Breast of Veal to Collar</i>	85, 132
<i>A Breast of Veal to Ragou</i>	48
<i>A Neck of Veal to Ragou</i>	49
<i>A Sause for Roast Venison</i>	96
<i>Venison Pasty</i>	119
<i>Elder Vinegar to make</i>	148
<i>Verjuice to make</i>	Ibid.

W.

<i>White Soop</i>	33
<i>Walnuts to Pickle</i>	88
<i>Walnuts to Preserve</i>	113
<i>Elder-Wine to make</i>	128

ENGLAND'S

Newest Way of

COOKERY.

Of Puddings.

1. Italian Pudding.

TAKE a Pint of Cream, a penny white Loaf, ten Eggs, a beaten Nutmeg; butter the Bottom of your Dish, and round the Sides: Then cut twelve Pippins in round Slices, and lay in the Bottom; throw a little Orange-peel over them, and some fine Sugar; pour half a Pint of Claret over them, and then the Pudding; make Puff-past over it, and it will be baked in half an Hour; lay the Paste round the sides of your Dish.

2. *Pippin Pudding.*

Take twelve Pippins, boil them tender, and scrape them clean from the Core, and put in a Pint of Cream, seasoned with Orange-flower, or Rose-water, and Sugar to your Taste; and put good Puff-paste in your Dish; bake it in a slack Oven, grate Loaf-sugar over it, and send it.

3. *Orange Pudding.*

Take two right Sevil Oranges; take off a little of the out-side Rind, and squeeze out the Juice and Seeds, lay them in Water three Days, shifting the Water every day: Then set on a Pot of Water, make it boil, and put them in a Mortar, and beat them into a Paste; then put in double their Weight of double Refined-sugar, eight Eggs, leave out half the Whites; then boil a Pint of Cream, set it to be cold, and put them in with three or four spoonfuls of Sack; grate the Quantity of a Half-penny Roll, and put in, with half a pound of sweet Butter melted, sweeten it to your Taste, and put it into a Dish with Puff-paste round it, and it will require no more baking than a Custard.

4. *Carrot Pudding.*

Take a large Carrot, boil it tender; then set it by to be cold, and grate it through a hair Sieve very fine; then put in half a pound
of

of melted Butter; beaten together, with eight Eggs; leave out half the Whites, with two or three spoonfuls of Sack, or Orange-flower-water, half a Pint of good thick Cream, a Nutmeg, grated Bread, and a little Salt; Make it the thickness of the Orange-Pudding, and the same baking; sweeten it to your Taste with fine Sugar, make Puff-paste, grate Sugar over it, and send it.

5. Oat-Meal Pudding.

Take a Pint of fine Oat-meal, boil it in new Milk and Cream, a little Cinamon and Nutmeg, and beaten Mace; and when it is about the thickness of hafty Pudding; take it off, and stir in half a pound of sweet Butter, and eight Eggs (leave out half the Whites) very well beaten, and put in two or three spoonfuls of Sack, and make Puff-paste, and lay round your Dish, and butter it very well, and bake it, but not too much; send it.

6. Rice Pudding.

Take half a pound of Rice, boil it in new Milk till it is soft and tender; then set it by to be cold, and cover it close; then grate one Nutmeg, one penny-worth of Mace beaten, ten Eggs, leave out half the Whites, with two or three spoonfuls of Sack, or Orange-flower-water, a Pint of Cream; sweeten it to your Taste with good fine Sugar,

4 England's Newest Way

melt a pound of fresh Butter, and mix all these together with the Rice, when cold; then shread a quarter of a pound of Mutton or Beef-suit, strow it a top, and it will make it look with an Icen; then make Puff-paste and lay in the bottom of your Dish, and three quarters of a pound of Currans will do for this quantity, plump your Currans before you put them in; but it is genteeler without Currans; strow Sugar over it, and send it to your Ladships Table for a Pudding that I like.

7. Marrow Pudding.

Take a Quart of Cream, and boil it with a Blade of Mace, set it to be cold a little: Then beat ten Eggs, leaving out half the Whites, and put to your Cream; then cut a penny Loaf into slices, and lay a Layer of Bread, and a Layer of Marrow with a few Raisins of the Sun; and so do till you have laid out your penny Loaf, and three quarters of a pound of Marrow: Then sweeten your Cream and Eggs, and put in two spoonfuls of Orange-flower-water; pour it over your bread with a thin Puff-paste in the bottom, and round the sides of your Dish; send it.

8. Excellent Pudding.

Take a Quart of Cream, boil it with two Manchets, and grate in one Nutmeg, six Yolks and four Whites of Eggs well beaten,
with

with your bread and Cream at least half an Hour together ; then put into it a pound of Beef-suet finely minced, half a pound of Sugar, a little Salt, bake it three quarters of an Hour in a quick Oven, the same way boiled without Suet as long is as good.

9. *Good Pudding.*

Take a penny white Loaf, pare off all the Crust and slice it thin into a Dish with a Quart of Cream, set it over a Chaffin-dish of Coals, till the bread be almost dry ; then put in a piece of sweet butter, and take it off and let it stand to be cold ; then take the Yolks of three Eggs, the VWhite of one, with a little Rose-water, Sugar and Nutmeg ; stir them very well together ; then put it in another Dish, butter it, and when it comes out of the Oven, grate over it fine Sugar ; send it.

10. *Good Pudding.*

Take grated Bread, as much Flower ; then take four Eggs, two VWhites, a good quantity of Sugar, wet it with Cream to the thickness of Pancake batter ; then put in some Raisins of the Sun, and butter your Dish very well, and bake it half an Hour, strow over it grated Sugar, and send it to the Table.

11. *Good Pudding.*

Take a Quart of Cream, put to it a pound of beef-suet cut small, season it with Nutmeg, Rose-water and Sugar: Then grate two Manchets, and beat seven Eggs, put in half a pound of Currans; mingle all these well together, butter the Dish, and bake it not too much; grate Sugar over it.

12. *Green Pudding.*

Take some boiled Mutton minced, with beef-suet shredded, a little Time, Marjoram and Parsly, and a handful of Spinage; then mix all these together with a little grated bread, and three Yolks of Eggs, some Cream, Sugar and Nutmeg, Currans, and a little Flower; then rowl it up in a Sheep's Caul; bake and send it.

13. *Calves-Foot Pudding.*

Boil two pair of Calves-feet very tender, and set them by to be cold; then cut the Meat off and mince it very small; then slice a penny Loaf and scald a pint of Cream, shred six Ounces of Beef-suet very fine, with five Yolks and two Whites of Eggs well beaten, a good handful of Currans, Nutmeg, Sugar and Salt; then fold a Caul of a breast of Veal like a sheet of Paper, leaving one End open, fill it with the Pudding, and a good quantity of Marrow, sew it up
in

in a Cloth and boil it almost two Hours ; then take it up and lay it on Sippets with Verjuice, butter and Sugar, stick it with blanched Almonds, Orange and Citron-peel ; you may put in Sack instead of Verjuice if you please.

14. *Puddings to boil Chickens or Pigeons with.*

Take the Flesh of a Rabbet, or the Wing of a Capon, for want of these a piece of Veal or Lamb with the Kidney-fat, or Marrow-suet, or both, as much Meat as Suet ; shred them as small as you can with Parsley, Time, Savory, and Marjoram, season it with Cloves, Mace, a little Salt, and put to it three spoonful of grated Bread, mingle them with Cream and the Yolk of an Egg ; then pare the Flesh with your Fingers from the Legs and Necks, and put in some of the Pudding, fill them not too full least they should break in boiling ; then boil them in Milk and Water with a bunch of sweet Herbs, and a blade of Mace, a little Salt ; then beat some Butter with the Juice of an Orange with the Butter ; send it.

15. *A Cabbage Pudding.*

Take half a pound of Veal, shred it with two pound of Suet very small, grate two Nutmegs with a pretty quantity of Pepper and Salt ; then take Cabbage half boiled as much as will lie on a Sawcer ; then take se-

ven Eggs beat very well, and mingle up altogether like a Pudding; then put it in a Cloth, boil it well, and send it up.

16. *Quaking Pudding.*

Take a Pint of very thick Cream, eight Yolks of Eggs and two Whites, beat them very well with a little Rose-water, mingle the Eggs with the Cream; then grate in some Nutmeg, sweeten it to your Taste, and flower a Bag very well, put it in and tye it fast, and so put it into a Pot of boiling water, and keep it boiling continually; and when it is boiled enough turn it out of the Bag, and make your Sauce of Sack, Butter and Sugar, and pour all over it with Orange, Limon, and Citron-peel; cut them thin, with Almonds blanched and cut in little pieces, and stuck upon it.

17. *Shaking Pudding of Almonds.*

Take a Pint of Cream, boil it with a blade of Mace, strow it over with some beaten Almonds, a little Orange-flower or Rose-water; then take four Eggs leave out two Whites, strain the Cream, Eggs and Almonds together; then take some Sugar and sweeten it, and thicken it with grated Bread or Bisket; then take a Cloth and rub it with Flour, and tye it up and dip it into Rose-water; then boil it, and when it is boiled eat it with butter, Sugar and White-wine, stick it with blanched Almonds, send it.

18. *Almond Pudding.*

Take a Quart of Cream, two Eggs, beat them and strain them into the Cream, and grate in a Nutmeg and a penny Loaf, six spoonfuls of Flour, half a pound of Almonds beaten fine together, mix them and sweeten it with good fine Sugar; then flower the bag and boil it, and when it is boiled enough melt butter with a little Orange-flower, or Rose-water beaten thick with a little Sack, and pour it on the Pudding, and stick it with blanched Almonds; send it.

19. *Almond Pudding.*

Take two Loaves of white bread grated very fine, put to it four Yolks of Eggs, and half a Pint of Cream, and a quarter of a pound of blanched Almonds beat very fine in a Mortar, with two or three spoonfuls of Sack or Orange-Flower-water, some Marrow and beef-suet cut small, a little Nutmeg, and sweeten it to your Taste; then tie it up in a Pudding-cloth and boil it, then send it.

20. *Hasty Pudding.*

Take a Pint of Milk and put to it a handful of Raisins of the Sun, as many Currans; then take a Manchet, grate it, and put in a little Flour and Nutmeg, and let it boil a quarter of an Hour; then put in a piece of butter in the boiling, and dish it with pieces
of

of butter laid up and down upon it, then send it to the Table.

21: *Almond Pudding in Guts.*

Take a pound of Almonds, beat them with Orange-flower-water to prevent their Oyling; then take twelve Eggs with half their Whites, a little Salt, four Nutmegs, beat them together with two pound of beef-suet finely shredded; then take one pound and an half of Sugar, and eight penny Loaves finely grated and searced with half a Pint of Orange-flower-water, and a Pint of Cream: When you have mixed these together fill the Guts, but not too full lest they should break. Dip the Guts in Rose-water when you fill them, and Marrow is better than Suet if you have it, then boil them not too long.

22. *White Pudding.*

Beat half a pound of Almonds with Rose-water very fine; then take as much Ox-pith out of the Skin, and beat with the Almonds; then boil a Quart of Cream; and beat some of it with the Pith and Almonds a while; then put in two grated Nutmegs, and grate two Naples-biskets, and a Grain of Musk and two of Amber-grease, and grind it with the Sugar before you mix them with the things: Put in ten Eggs, leave out four Whites, with the Marrow of three or four bones cut pretty big, a pound of Sugar, some candied Citron
cut

cut small, and boil them enough; set them by for use.

23. *White Puddings.*

Take a pound of Naples-bisket, cut it into pieces, and grate a penny Loaf; then boil a Quart of Cream and put to the bisket and bread to swell them; take a pound of blanched Almonds, beat them small; then take two or three spoonful of Orange-flower or Rose-water to keep them from Oyling: Put in eight Eggs, leave out four Whites, with some beaten Nutmeg and Mace, the Marrow of eight bones, half of it cut small, and the other half in pretty pieces to put in as you fill them; then cut in some Citron and a little Amber-grease, a little Salt, fill them but not too full; give scope enough, sweeten them with good fine Sugar, and Bullocks is best to fill them dipt in Rose-water.

24. *Black Puddings.*

Take a Pint of Oat-meal and put to it eight Pints of new Milk, steep it all Night or boil it to the thickness of Pudding; then put to it eight Pints of grated bread and four Eggs, a little Salt, and a little Cloves and Mace, some Sage and Penroyal, some sweet Herbs, mix them together well: Then take a Pint and half of blood, and strain it into it, and if it be not soft enough put in some more Milk into it with half a pound of beef-suet

fuet finely fhredded : Cut one pound and an half of Lard into long Pieces ; then fill them and give them one boil ; then take them up and with a Pin prick them to give them vent ; then put them in and boil them till they are full enough, and you may put in Cream in- stead of Milk if you please.

25. *Liver Puddings.*

Boil a Hog's Liver, dry it in an Oven after bread, dry it enough to grate ; then sift it through a coarse Sieve, and take half a pound of it to a pound of grated bread and a pound of Currans, two pound of beef- fuet kept dry, and cut small, and sifted thorough the same coarse Sieve ; season it to your Taste with one Ounce of Spice, which must be Cinamon, Cloves, Mace, Nut- meg, and two Grains of Amber-grease ; then mingle all these together as you do Minced- pye, and boil three Pints of new Milk, pour it into all these things ; then cover it a while, and beat six Eggs with two or three spoon- fuls of Orange-flower-water ; mix them well together and put in a little Salt, you may put in Rice-pap, instead of grated bread.

26. *Carp Pye.*

Take a couple of Carps or Tench, then a great Eel, or according to the Quantity you make ; skin it and bone it, mix it with a good Quantity of grated bread and a few
sweet

sweet Herbs, with the Yolks of hard Eggs ; and after, take Anchovies and about a handful of Oysters, and cut them all very small ; then season it pretty high with Salt, Pepper, Cloves, Mace, Nutmeg, and a little Ginger, four or five Yolks of hard Eggs and half a pound of butter, work it together as you do your Paste ; then after cut your Carps in three or four Pieces ; then fill their bellies with forc'd Meat, and season your Carps with these things, Herbs and Spice, so put them in the Pye, and what it won't hold lay in bales about it with Oysters, and butter about them, and then close it up and put it in the Oven, and let it stand an Hour and a half ; after it comes out, take three or four Eggs and beat them very well and put them in, give them a shake or two ; send it.

27. *Salmon Pye.*

Make Puff-paste and lay in the bottom of your Patty Pan ; then take the middle Pieces of Salmon, season it high with Salt, Pepper, Cloves and Mace, cut it into three Pieces ; then lay a Layer of Butter and a Layer of Salmon till it is laid all out ; then make forced Meat of an Eel and chop it fine with the Yolks of hard Eggs, with two or three Anchovies, Marrow and sweet Herbs, a little grated Bread, a few Oysters, if you have them ; lay them round your Pye, and on the the top ; season them with Salt and Pepper and other Spices as you please.

28. *Potatoe Pye.*

Boil the Potatoes, peel them and lay them in the Pye with good flore of Marrow, whole Mace, preserved Lettice-Roots and Stalks, and Citron cut: Cover it with Butter, and when it comes out of the Oven scald White-wine and put some Sugar in, and give it a shake or two, and send it.

29. *Artechoke Pye.*

Boil your Artechokes well ; then take the bottoms from the Leaves, and season them with a little beaten Mace, and put to them a pretty Quantity of Butter, lay a Layer in the bottom; then lay in the Artechokes; sprinkle them with a little Salt, put some Sugar over them, put in grated pieces of Marrow rowled up in the Yolks of Eggs; then put in a few Gooseberries or Grapes, and lay upon it large Mace and Dates stoned, some Yolks of hard Eggs, Suckets, Lettice-stalks, and Citron; cover it with Butter, and when it is baked, put in scalded White-wine, and shake it together; send it.

30. *Egg Pye.*

Boil sixteen Eggs, take the Yolks, cut them small, and put to them three or four spoonful of Orange-flower-water, with the same quantity of Sack; season it with Cloves, Mace, Nutmeg and fine Sugar to your Taste,
and

and lay a Layer of wet and dry Sweetmeats; then melt a pound and a quarter of sweet Butter, beat it with half a Pint of Cream; then mix all these Ingredients together, and put it in the Pye and bake it, and when it is drawn, scald a little White-wine and beat it with the Yolk of an Egg, Sugar and grated Nutmeg, pour it in and give it a shake or two; send it.

31. *Lumber Pye.*

Take the Humbles of a Deer, parboil them, and clear all the Fat from them; then put as much Beef-suet as Meat, or half as much more, as you like it; mince it together very small, and season it with Cloves, Mace, Nutmeg, Cinamon and a little Salt, half a pound of Sugar, three or four pound of Currans, a Pint of Sack, a little Rose-water, half a pound of candied Orange, Limon and Citron-peel, and Dates stoned and sliced, fill your Pye and close it; and when it is baked put in half a Pint of Sack, or more; send it.

32. *Stump Pye.*

Take a Leg of Lamb from the Bones, and mince it small, with a good quantity of sweet Herbs, and a good quantity of Currans, grated Nutmeg and Salt; season it to your liking, and mix it with two or three Yolks of Eggs beat with Sack or White-wine; then

then lay it close in the Pye, and lay on the Top either Fruit or Sweet-meats; do not bake it too much, and when it is baked cut it up, and put in Verjuice and Sugar, or White-wine; make it hot before you put it in, then lay on the Lid; send it.

33. *Dowlet Pye.*

Take Veal perboiled or roasted, and cut it small, with sweet Herbs and Beef-suet; then put some into it seasoned with Sugar; Nutmeg and Cinnamon if you like it; then beat as many Eggs as will wet it; then make it like Eggs, and stick a Date in the middle of each of them, and lay them in a Pye, and put some dried Plumbs over them, and if in time of year put in ripe Plumbs; then take White-wine, Sugar and Butter, and pour it in a little before you draw it, scald the Wine, and give it a shake or two together; send it.

34. *Calves-Foot Pye.*

Take Calves-feet and boil them tender; then cut them in halves and take out all the bones, and lay a Layer of Butter in the bottom of the Pye; then a Layer of Calves-feet; then Raisins of the Sun stoned and cut small; then lay a Layer of Calves-feet; then Raisins of the Sun stoned and cut small, Currans, Limon, Orange and Citron-peel cut into thin slices, a little beaten Cloves, Mace, Nutmeg,

Nutmeg, a little fine Sugar, and a little salt; mix all these together, and lay a Layer till it is all laid out; then boil six Eggs, take out the Yolks and cut them into pieces, and strow them a top with a Layer of Butter; don't make it greasie; send it.

35. *Chicken Pye.*

Take young Chickens, seeth them in half Milk and Water, strip their skins from them, butter your Dish and put Puff-paste round it, and in the bottom; then lay a Layer of Butter, and a Layer of all sorts of wet Sweet-meats, and dry; then truss up your Chickens with their Heads on; season them with Cloves, Mace, Nutmeg, Salt, and a little good Sugar; then rowl up their seasoning in a piece of Butter and put in their bellies, and lay them in the Pye with a good Layer of Butter over them, and Sweet-meats, then lay on the Lid being made of Puff-paste, and an Hour will bake it; take care your Oven is not too hot, it being apt to rash and lose colour.

36. *For the Caudle.*

Take half a Pint of White-wine or Sider, boil it with a blade of Mace, and a little Nutmeg; then take it off the Fire, and put in the Yolks of two Eggs very well beaten, with a spoonful of Sugar and a little bit of butter rowled up in the Flour; then let

it run thorough a Tunnel through the Hole on the Top of the Pye whilst the Pye is hot: give it two or three shakes; send it up.

And if for a Savory Pye: Put in Mushrooms instead of sweet-meats, with Artechoke-bottoms, Cocks-combs and Pullets, Veal sweet-breads set in Water and pulled in pieces; make good Puff-paste for your patty Pan, and lay a Layer of these with Force-meat-balls; and a Layer of Chicken seasoned with salt, Pepper and spice, with a bit of butter in their bellies rowled up in the seasoning, and butter on the Top; and if in time of year put in Gooseberries and ripe Currans, bake it and put in the same Caudle, only leave out the sugar; give it two or three shakes when you send it.

37. *For the Force-meat-balls.*

Take Chicken-marrow, or a little Time and Savory, a few Crumbs of White-bread, with the Yolks of two Eggs well beaten, season it with Salt, Pepper, Cloves and Mace: then scald a little Spinage, drain it well, and cut it small and put it in, and mix it well together to make them look green: make some long and some round.

38. *Hare Pye.*

Take a Hare, dress him; take one par and mince it small with Bacon, Time, Savory
an

and Marjoram ; season it with Salt, Pepper, Cloves, Mace and Nutmeg ; and when you have dress'd the other part season it as you did the first ; work your minced Meat with the Yolk of an Egg or two, and lay it about your Hare, and fill it up with sweet Butter and close it, bake it not too much ; and when it is baked put in half a Pint of strong Gravy, and give it a shake or two ; send it.

39. *Fiblet Pye.*

Take your Jiblets and scald them, put them on the Fire and stew them very tender ; season them with Salt and Pepper pretty high, with a bunch of sweet Herbs , an Onion, and just Water enough to cover them ; then take them out of the Liquor and let them stand to be cold ; then put them in your patty Pan with good Puff-paste round it, and put in what quantity of Butter you think fitting, with the Yolks of hard Eggs, and lay over it Force.meat-balls ; and when you have lidded your Pye leave a hole a top, and just as it goes into the Oven, put in half the Liquor that the Jiblet was stewed in ; bake it not too much ; send it up.

40. *Venison Pastry.*

Take three quarters of a Peck of fine Flour, and put six pound of Butter in the Flour ; then beat in twelve Eggs, and make your Pastry with warm Water : bone the Ve-

nison, beat and break the bones, season it with Salt and Pepper to fill up the Pasty when it comes out of the Oven; then season your Venison with an Ounce and half of black Pepper just bruised, and Salt; then take about a pound of Beef-suet, cut it into long slices, beat it with your Rowling-Pin, and strew over it Salt and Pepper; then lay the Venison on the top, season it very high with Pudding-crust round the Pan, and put in a large Porringer of water, and lay a Layer of good fresh butter and cover it; shake your Pasty, and when it comes out of the Oven pour in the Liquor that you made of the bones, and shake it well together; serve it to the Table.

41. *To season Turkey, Goose, or Pigeons.*

Bone them, or break their bones very well; season them with Salt, Pepper and Nutmeg, if you like, within and without; stick some whole Cloves in their Breasts, fill them with butter and put them in your Coffin, and lay butter all over the top; then close it and bake it four Hours; when it is baked, fill it up with clarified butter: A cold Dish.

42. *To season Veal or Lamb.*

Take a Loin of Veal or Lamb, cut it into small pieces, season it with Nutmeg, Salt and Pepper; then fill the Pye and lay some butter on the top; then close it and bake it;

and

and if you serve it hot up, put in a Pint of Gravy; but if you keep it cold put in more, but fill it up with clarified butter.

43. *To season Mince-Pyes.*

Take the best part of a Neats-tongue, a little more than half, boil it; then peel it, and cut it into slices, set it to be cold; then weigh it, and to a pound of Tongue put a pound and half of Beef-suet and Marrow; then put your Meat and Suet upon a Chopping-block, and chop it very fine and mix it well together; then weigh a pound of Meat to a pound of Currans; pound your Spice, which must be Cloves, Mace and Nutmeg; season it to your Taste with a little fine Sugar, Orange, Limon and Citron-peel thin shred; with two or three Pippins hack'd small; wring in the Juice of a Limon, and put in a large Glass of Claret, and as much Sack, a few Dates stoned and sliced thin, a few Raisins stoned and cut small; mix all these things very well together; then fill and lid your Pyes; bake them, but not too much.

44. *Olive Florendine.*

Take the best part of a Leg of Veal; cut it into thin slices like *Scotch Collops*, beat them on both sides with the back of a Knife; season them with Cloves, Mace, Pepper and salt; then cut a pound of fat Bacon into thin

thin slices, rowl them up one by one, with a slice of Veal in the middle; then put them in a Dish, and put to them three or four Anchovies, two or three Shalots, half a handful of Oysters, and half a hundred of Force'd meat-balls, a Limon sliced with the Rind off; put in half a Pint of White-wine, half a Pint of strong Broth, a little Gravy, and half a pound of Butter; cover it with Puff-paste and bake it.

45. *Stake Florendine.*

Take a Leg or a Neck of Mutton, cut it into Stakes; season it with Nutmeg, Pepper and Salt: Put it into a Dish with three or four Shalots, a bunch of sweet Herbs, two or three Anchovies, twenty Balls of Force'd meat, half a Pint of Claret, as much fair Water; put in half a pound of Butter; cover it with Puff-paste; bake it.

46. *Rice Florendine.*

Take half a pound of Rice pick'd clear, boil it first in Water, then in Milk, till it be as thick as Hasty-pudding; then set it by till it is cold; then beat in six Eggs, leave out half the Whites, put in half a Pint of Cream, two or three spoonful of Sack, little Rose-water; season it with two Pennyworth of Cloves, Mace, Nutmeg and Cinnamon, half a pound of Sugar, a little Salt, a pound of Currans, four Ounces of candied Orange

Orange, Limon and Citron-peel, a pound of Marrow or Butter; then cover it with Puff-paste, and bake it; the same Ingredients for Almond-florendine, only blanch the Almonds, and beat them in a Stone-mortar with a Glas of Sack, and a little Rose-water, and you may garnish your Dish with PASTE-ROYAL.

47. *Almond Florendine.*

Take one pound of Jordan Almonds blanched and beaten in a Mortar, with a little Orange-flower-water; take the Yolks and half the Whites of eight Eggs beat with a quarter of a Pint of Sack, half a Pint of Cream, half a pound of fresh Butter melted, a pound of Currans, as much Sugar as will sweeten it to your Taste, a quarter of a pound of Marrow seasoned with beaten Cloves, Mace and Nutmeg; you may put in candid Limon and Citron-peel: Mix it well together, make Puff-paste on the top and bottom, and bake it in a slack Oven, not too much.

48. *A Florendine.*

Take what quantity of Curds you please, turn them the same way as for Cheese-cakes; put in a pound of blanched Almonds beat very fine, with a spoonful of Rose-water, half a pound of Currans, as much Sugar as will sweeten it; then take a good quantity

of Spinage; let it have two or three boils, then drain it, shred it small, mingle it together, butter your Dish; serve it.

59. *To season Cheese-cakes.*

Take a Gallon of new Milk warm from the Cow, set it with a spoonful of Runnet; as soon as it comes, strain the Runnet from the Curds; rub 'em through a little Range with the back of a Spoon; season 'em with half a quarter of an Ounce of Cloves, Mace and Cinnamon beat fine, a little Salt, half a pound of Sugar, a little Rose-water, half a Pint of Sack, half a pound of butter melted thick; beat in six Eggs, leave out half the Whites, put in a pound of Currans, and it is fit for use.

The same Ingredients for Rice-cakes, only you must boil the Rice tender before; the same way for Almond-cakes, only beat them in a Stone-mortar, with a Glass of Sack, and a little Rose-water.

50. *To season Custards.*

Boil a Quart of Cream with a blade of Mace, or a little broken Cinamon, a little Nutmeg sliced thin; strain it and season it with half a pound of Sugar, a little Sack and Rose-water; then beat in eight Eggs, leave out half the Whites, harden the Crusts before you fill them. It must be good fine Sugar, Madam.

51. *Paste Royal.*

Take a pound of very fine Flour, put in a little Cinnamon and Nutmeg very fine beaten, a quarter of a pound of very fine double refined Sugar, beat in the Whites of ten Eggs; then make it into a Paste with half a Pint of Sack, and the best Cream pretty stiff; then rowl in a pound of butter at five or six times rowling; this is fit for Orange-Puddings, Spread tarts and Laid-tarts, or to garnish Dishes with.

52. *White Puff-paste.*

Take a pound of fine Flour, put in the Whites of three Eggs beaten up; make it into balls with cold Water; then rowl in a pound of butter at five or six times rowling; it is fit for Taffata-tarts or Cheese-cakes; in the Winter beat your butter to make it work, and in the Summer keep it as cool as you can.

53. *Puff-paste.*

Take three great handfuls of Flour well dried: Put to it two Whites of Eggs, and a quarter of a pound of butter; wet it with cold Water; then take three quarters of a pound of butter, divide it into three parts, rowl the Paste abroad, and stick on a quarter of a pound of butter in little bits all over it, so fold it up again and flour it; then
rowl

rowl it abroad again, and so do three times till the butter is ended; then butter the brims of a Dish and lay the Paste thereon; put it presently into the Oven; let it bake almost an Hour; this quantity is but enough for the brims of a Dish: If you would have enough to cover it all over a Dish, you must take as much more of every thing, and make a double Quantity.

54. *To dress Fish: Craw-fish.*

Take Craw-fish boiled in Water with a little Salt, and when they are boiled enough take them up, and set them to be cold; then pick the Meat out of the Legs and the Tails, set it by; then take the Bodies and Claws, beat them in a Mortar with some of the Liquor they were boiled in, and to a quart of that Liquor add a quart of Cream, and a quart of Milk: Put in a blade of Mace, a Nutmeg cut into quarters, with a Clove or two; set them all over the Fire, and boil them well; then take a little Sorrel and Spinage a little beat, and Leeks a large handful altogether; cut them large, and put them in with your Craw-fish that you pick'd out; let them boil together, but don't let your Herbs lose their colour; then put in a *French* Loaf and place that in the middle of your Dish, and just when you send it in thicken it with the Yolks of Eggs and a piece of fresh Butter, a quarter of a pound;

take

take care your Eggs don't curdle, and let it be the thickness of good Cream ; serve it.

55. To stew Carps.

Stick your Carp as you do a Pig, and save all the Blood you can ; scale it and take out the Ruffage ; take care you don't break the Gall : Then take as much Claret and strong Gravy as will cover him in your Stew-pan, a little White-wine and Salt, a good piece of Horse-radish, and a bunch of sweet Herbs, some whole Pepper, Cloves and a little Mace, with a large Onion, some Mushrooms and Capers ; let them stew together till they are enough ; then brown some Butter with Flour, and pour some of the Liquor to the Butter, with two or three Anchovies chopt small ; then have in readiness Oysters fried ; squeeze in the Juice of a Limon : Garnish with Horse-radish, fried Parsly, Oranges and Limons.

56. To stew Eels.

When they are half stewed, put to them a bunch of sweet Herbs, a little grated Bread, an Onion, some beaten Mace and Cloves, as it boils ; and when they are almost enough, put in a little Butter, and a Glass of Claret with an Anchovy ; then take it up.

57. To

57. *To stew Oysters.*

Set on the Fire a Pint of Oysters with their Liquor, a Shalot, half a Pint of White-wine, a little white Pepper, three blades of Mace, a little Salt to season it, a piece of sweet Butter; let them stew softly, till they are enough, about half an Hour; then put in another piece of Butter, and shake it together, and when it's melted, lay Sippets in the Dish: Serve them for a Side-dish.

58. *Sauce for Fish.*

Take a little Time, Horse-radish, Limon-peel, some whole Pepper; boil them a little while in fair Water; then put in two Anchovies, and four spoonfuls of White-wine, let them boil a little; then strain them out and put the Liquor into the same Pan again, with a pound of fresh Butter; and when it's melted take it off the Fire, and stir in the Yolks of two Eggs, being well beaten before, with three spoonfuls of White-wine; set it on the Fire again, and keep it stirring till it's the thickness of Cream, then pour it on your Fish very hot, and serve it.

59. *To Butter Crabs.*

Take out the Meat and cleanse it from the Skins; put it into a Sauce-pan with a quarter of a Pint of Sack, or White-wine, an Anchovy, a little Nutmeg, and Crumbs of White-bread; set them on a gentle Fire, and
beat

beat them together for dishing; then stir in the Yolk of an Egg, and a little Pepper well beaten: then stir them well together, so put it into your Shell again: Send it for a Side-dish.

60. *To Butter Shrimps.*

Stew a Quart of Shrimps with half a Pint of White-wine, with a Nutmeg: then beat four Eggs with a little White-wine, and a quarter of a pound of beaten Butter: then shake them well in a Dish till they be thick enough: then serve them with one Sippet for a Side-dish.

61. *Oyster Loaves.*

Take *French Rowls*, cut a little hole on the Tops as big as half a Crown; then take out all the Crumb, but don't break the Crust off the Loaf: then stew some Oysters in their own Liquor, a blade of Mace, a little whole Pepper, Salt, Nutmeg and a little White-wine: skum it very well, and thicken it with a piece of Butter rowled up in Flour: then fill up the Rowls with it, and put on the piece again that you cut off: then put the Rowls in a Mazerene-dish, and melt Butter and pour it into them, set them in your Oven till crisp: let the Oven be as hot as for Orange-pudding.

62. *To*

62. *To dress a Cods-head.*

Take a large Cods-head with the Neck cut large, season the Pickle that you boil it in; then put in a good handful of Salt, whole Pepper, all Spice, a little Limon-peel, a Bay-leaf, an Onion, a Pint of White-wine and Water enough to cover it: When these are well boiled together put in your Cods-head, and let it be well boiled: then take it up and put it in a Dish over your Stow to draw the Water from it, and have all things ready: Garnish with Horse-radish and sliced Limon.

63. *To boil Pike.*

Cut a living Pike, scowre the inside and outside very well; then wash him clean, and have in readiness a Pickle made of Vinegar, Mace, whole Pepper, a bunch of sweet Herbs, and some Onion: and when the Liquor boils put in the Pike, and so order it, that the Pike may boil: as soon as the Pike is ready, (and half an Hour will boil a Pike a Yard long) make your Sauce: take half a Pint of Sack, beat into it a Crab, a Lobster and Shrimps: then draw a pound of butter, two spoonfuls of Liquor, mingle all these together, and set them on your Stow, and stir them all the while till it be thick: pour the Sauce over the Pike, which must be first dished upon Sippets dipt in the broth: scrape
some

some Horfe-radish in the Sauce, and put in some Craw-fish : send it.

64. To roast Pike.

Take a large Pike, scrape and scald it, take out the Guts : then season it with Salt, Pepper, Cloves, Mace and sweet Herbs, rub it all in very well : take a large Eel, bone and cut it in square pieces, as if it was Bacon, season it with the same of your Pike, rowl the Pike in the Caul of a breast of Veal, and tye it to the Spit, and when it's half roasted take off the Caul and dridge it with grated bread, bast and flour it, then roast it well, and yellow : Garnish your Dish with raspt Limon and Flowers.

65. To roast an Eel.

Take a great Eel, slit the skin a little way, then pull off the skin, head and all, then parboil the Eel till it comes from the bone, then shred it with some Oysters, sweet Herbs, Limon-peel, season it with Salt, then scowre the skin with Water and Salt, then stuff it full again with the Meat, sewv it up and roast it with butter, then take for Sauce some White-wine, dissolve three Anchovies in it, then beat as much butter as will serve for Sauce : serve it.

66. To roast Lobsters.

Take your Lobsters and tye them to the Spit alive, baste them with hot Water and Salt,

Salt, and when they look very red, and you think they are ready, bast them with butter and salt, then take them up and have your Sauce ready, and put into Plates round your Dish.

67. *To malaret Soals.*

Take the largest Soals you can get, wash, skin and dry them, beat them with your Rowling-pin, then take as many Yolks of Eggs and Flour as will dip them on both sides: then have your Frying-pan ready, then put in as much sweet Oil as vwill cover your Fish, and fry them brown, and as yellow as Gold: then take them up and lay them upon a Fish-plate to drain, when they are cold make your Pickle thus: Take Salt, Pepper, White-wine Vinegar, Cloves, Mace and Nutmeg, boil it all together well: let the liquor be put into a broad Earthen-pan, that your Fish may lie at full length in it five Days: Garnish with Limon-peel, Fennel and Flowers: serve it.

68. *To pickle Lobsters.*

Boil your Lobsters in Salt and Water, till they will slip out of their Shells, take the Tails out whole, make your Pickle half White-wine, and half Water, put in whole Cloves, whole Pepper, two Bay-leaves, Mushrooms, Capers, a Branch of Rosemary, with a little Cucumber, put in your Lobsters:

sters: Let them have a boil or two in the Pickle, take them out, set them by to be cold, let the Pickle boil longer, and put in the bodies, for that will give them a pretty Relish: When the Lobsters and Pickle are both cold, put them into a long Pot for Use.

69. *To pickle Oysters.*

Take the largest Oysters you can get, set the Liquor on the Fire with a good deal of Mace, a Race of Ginger, whole long Pepper, a little Salt, three Bay-leaves, an Onion, boil these well together, then put in your Oysters, and let them boil a quarter of an Hour; then take out your Oysters, put them into the Pot you intend to keep them in; let your Pickle have a boil or two; take it off, set it by to cool; then put your Oysters in a long Pot for use.

70. *White Soup.*

Take four pound of course Beef, three pound of Mutton, set it on the Fire with seven Quarts of Water, let it boil very slow; skim it clean, and let it boil two Hours; then take the Meat up in a Tray, take up a ttle of the Liquor and beat out all the goodness of the Meat, and put in the Liquor again; cut off a pound of each Piece to sit in the middle of your Dish; then take two spoonfuls Oat-meal, ten Corns of White
D Pepper

Pepper and a little Salt, a quarter of a pound of Bacon, a Carrot, a Turnip cut in pieces, then put in half your Soop-herbs, which must be Sorrel, a little White beat hard Lettice, a Leek, the quantity of two handfuls in all cut them gross, and put in half at ten a Clock with the Liquor, and about eleven put in the rest, so let it boil till twelve; then take it off and put it into your soop Dish, with the pieces of Meat in the middle; let it stand over the Stow till one a Clock, then cut in a half-penny Roll at six Slices, and take five Yolks of Eggs and beat them, and take up a little of the Liquor and put to the Eggs and beat and stir them well into the Soop; then garnish with brown Crust grated round the brims of your Dish.

71. *Brown Soop.*

Take a large Neck of Veal, a Neck of Mutton, half a pound of midling Bacon, a blade of Mace, three Cloves, some whole Pepper and Salt, a bunch of sweet Herbs, an Onion; let these boil gently in a little more Water than will cover them; and when all the Goodness is boiled out, take it up and strain the Broth from the Meat; then cut two pound of Beef in pieces, beat and flour it; and put a piece of Butter in your Pan and let it boil up in the Pan; fry it brown, put in the Liquor you strained from the Meat and you may put in two Ducks, which you must

must half roast before you put them in ; and when they are ready, put them in the middle of your Dish, with a handful of Spinage and Sorrel cut pretty big, and let them stew till they are enough, and put in Cocks-combs, Pallets and Sweet-breads pulled in pieces, Trussels and Troffes if you can get them ; stir it in and put in a little fried crisp Bread.

72. Good Soop.

Take a Leg of Beef, a Knuckle of Veal, the fat End of a Neck of Mutton ; let them be chopt to pieces, and make Broth of them, with a Crust of bread ; then cleanse the Broth from the Meat, and put it into an Earthen-pot, and put in a Pint of White-wine, with a bunch of sweet Herbs, with good flore of Spinage ; then take a Hen, lard it with Bacon, and boil it in the Broth, and when it's enough pour it in a Dish, with the Juice of an Orange, and beat as many Yolks of Eggs as will thicken it, and keep it stirring about for fear it should curdle ; then put your Fowl in the middle of your Dish with the Broth and Sippets ; serve it.

73. White Broth.

Take a Pullet, boil it, and when you think it's enough, take it up and put it into a Dish ; then boil your Cream with a blade of Mace,

and thicken it with Eggs ; then put in the Marrow of one Bone, and take some of the Broth and mingle it together ; put to it a Spoonful of White-wine, let it thicken on the Fire ; and put the Pullet hot out of the Broth, and set it on a Chafing-dish of Coals, and send it.

74. *Pease Soup.*

Make strong Broth of a Leg of Beef, set it by to be cold ; then set it on the Fire with two Quarts of Pease, let them boil till they be enough, with an Onion stuck with Cloves ; then strain it into another Pot, and set them on the Fire again ; season it pretty high with Salt, Pepper, Spice, and all sorts of Soup-herbs, Spinage, Sorrel, Lettice, young Beets, a large Leek with bits of Bacon cut in the Dish, and put in a Pint of strong Gravy with Force'd-meat-balls, crispt bread, and crispt Bacon ; serve it. You may put in the middle of your Dish eight larded Pigeons, and Roast is as proper as without : Garnish with grated Crust of bread and crispt Bacon ; serve it.

75. *Pease Pottage.*

Take eight Pints of Pease, and six quarts of Water ; set them on the Fire together with a large Onion, season them high, let them boil ; and when they are enough, strain them through a Cullander, and set them on
the

the Fire again ; and when they are boiled, put in four handfuls of Spinage, two Leeks, a little Mint, two spoonfuls of Flour tempered with Water ; then put in your Force'd-meat-balls, and a little after a pound of Sweet butter ; keep it stirring till the butter is melted ; then dish it to the Table ; don't cut the Herbs small but gros ; take care they don't lose their Colour ; serve it.

76. *Plumb Pottage.*

Take a Leg of Beef, and a Neck of Mutton ; put 'em into four Gallons of Water, let 'em boil till all the Goodness is out ; then take it off the Fire and strain out the Meat from the Broth, and when it's cold take off all the Fat, and the next Day make your Broth, and grate the Crumb of a six penny Loaf, and let it steep in a little of the Liquor an Hour ; then set your Liquor on the Fire, and put in two Nutmegs cut into quarters, with some whole Mace, four Cloves ; break in a little Cinnamon ; put in a pound of Currans, two pound of Raisins of the Sun, and half a pound of Dates stoned ; put in the Bread with the Fruit, and season to your Taste, and put in a Bottle of Claret, a Pint of Sack, and tye up a few Plumbs and Prunes in a Rag, and plump them, and grate a brown Crust of Bread round the brims of your Dish, with some of the Plumbs laid in heaps all round, here and there a Heap.

77. *Beef Alamode.*

Take a fleshy piece of Beef; take out the Fat and Skins, and Carse; then beat it well, and flat it with your Rowling-pin or Cleaver, lard it with fat Bacon quite through as long as your Meat is deep, and as big as your Finger; then season it high with Salt, Pepper, beaten Nutmeg, Cloves and Mace; then put it in a Pot where nothing but Beef has been boiled in good strong Broth, and put in a handful of sweet Herbs; a Bay-leaf, so let it boil 'till 'tis tender; then put in a Pint of Claret, three Anchovies, and let them stew 'till you find the Liquor taste well, and the Meat tender; and if there be more Liquor than will make an End of stewing it then take as much of it up as you think fit, before you put in your Wine and other things; then put all the things in, and let it stew 'till you see the Liquor do thicken, and taste well of the Spice; then take it up, and take out the Bay-leaves, and Shalot; you may eat it hot or cold.

78. *The Olea.*

Take twelve Pigeons, six Chickens; pull the Pigeons, dry them, and put them in whole; scald the Chickens, cut them in halves; then half Roast a Rabbit, and cut it into pieces as long as ones Finger; boil a Neats-tongue very tender, cut it in thin
pieces

pieces as big as half Crowns, with Sweet-breads pulled in little pieces : Put to all this Meat one Quart of Claret, and three Pints of strong Gravy, let it stew softly with the Meat ; put to it a little whole Pepper, four whole Onions, Time, Savory, and Majoram tied up in a bunch ; let all these stew together 'till the Meat is almost enough ; then put in a good many Capers shred small, twenty pickled Oysters with three spoonfuls of their Liquor, four blades of large Mace, the Peel of a Limon shred, and a Limon and half cut into pieces as big as Dice ; mingle all these well together ; then beat twelve Eggs into the Liquor, let them scald in it to thicken it ; rub the Dish you intend to serve them in with Garlick ; then build the Meat up in an heap and pour the Liquor all over it ; then lay upon the Meat Marrow, being first boiled, Oysters fried, Limon sliced, Mace, Saufages crispt ; Bacon and Balls made of grated Bread, a little Cloves, Mace, Salt, and a few Marigolds shred ; wet them with the Yolks of Eggs, and rowl them in Balls, and boil them before you lay them on ; cut them if you please, and lay them on the Meat with blanched Beans, and French-beans : serve it.

79. *A Hogooe.*

Take a Leg of Mutton, take off the skin whole, with the upper Nuckle ; then take

the Flesh, with a pound of Beef-suet, and shred them very fine ; take some Spinage, a little Time and Savory, small Shalots, shred them small ; put in some Salt and Pepper ; then take six Yolks of Eggs, work the Meat and all together very well into a great Ball ; then take a Cabbage and open the Leaves, and cut a hole to put in the Meat, and shape it long-ways, like the Body of a Duck, and boil a Duck's Head, and stick it on with a skewer ; then bind the Body close, and tie it up hard ; then boil it well, and have in readiness some Sausages fried, and dipt in the Yolks of Eggs, with a little Flour and Nutmeg, a good deal of Butter, with some Anchovies dissolved in the Sauce first, and beat up with the Butter and Pickles : serve it.

80. *A Monastick.*

Take a Quart of Rice, two Quarts of strong Gravy ; set it on the Fire very high, and let it stew soberly, but not boil ; then put in an Onion stuck with Cloves, and a bunch of sweet Herbs ; then put in a large Pullet, fill the belly with force'd-meat and Oysters, with half a pound of Bacon ; let these stew together 'till it's tender, and about the thickness of Hasty-pudding : then put in the force'd-meat-balls that you have fried, and some you must stew with it : then take it up and beat the Yolks of three Eggs, and a-
bout

about a quartern of Butter rowled up in flour, and shake them well together, with the Juice of a Limon: then dish it with the Fowl in the middle, and the Bacon and Force-meat-balls round it: garnish with Limon, and grated Bread, round the brims of your Dish, and serve it.

81. *Scotch Collops.*

Take a Leg of Veal, cut off as much of it as you think fitting into thin Slices: beat it with your Rowling-pin: scratch it with a Knife: lard it with Limon-peel, Bacon and Time: then take sweet Marjoram, Savory, Parsly, young Onions, Salt, Pepper, a little Nutmeg: shred them fine, and rub the Meat very well with them: then dip the Meat in the Yolks of Eggs, and a little flour: fry them in a little fresh Butter, and when they are fried enough take them out of the Pan, and have ready a little strong Gravy, and dissolve in it some Anchovies, a Glasse of Claret, and a Shalot or two, and a Limon wrung into it, vvith some shred upon it: Let it stew between two Dishes, and beat a piece of Butter with the Yolk of an Egg, and thicken it up, and pour it over your Meat, with crispt Bacon, fried Oysters, Mushrooms, Veal Sweet-breads pulled in little pieces, with Force'd-meat-balls; Garnish with Horse-radish, and Barberries; serve it.

82. *To dress a Calve's-Head.*

Boil the Head till the Tongue will peel; then cut half the Head into small pieces, about the bigness of Oysters; lay the Brains by themselves; then stew it in strong Gravy, with a large Ladle full of Claret, and a handful of sweet Herbs, a little Limon-peel, a piece of Onion and Nutmeg sliced; let all these stew till they are tender; then take the other half of the Head, scratch it a-cross, strow over it grated bread, sweet Herbs, with a little Limon-peel; lard it with Bacon, and wash it over with the Yolks of Eggs, and strow over it a little grated Bread; broil it well over Charcoal, or Wood-coal; and when it's enough place it in the middle of your Dish; then cut the stewed Meat, and put in a Pint of strong Gravy into your Stew-pan, with three Anchovies, a few Capers, a good many Mushrooms, and a good quantity of sweet Butter, with a quart of large Oysters; stew them in their own Liquor, with a blade of Mace, a little White-wine; keep the largest out to fry, and shred a few of the smallest; then beat the Yolks of Eggs and flour, and dip them in; fry them in Hog's Lard; make little Cakes of the Brains, and cut the Tongue out into round pieces, and dip them in, and fry them; then pour the stewed Meat in the Dish round the other half of the Head, and lay the fried Oysters, Brains and
Tongue,

Tongue, with little bits of crispt Bacon, Force'd-meat-balls, or Sausages on the Top, and all about the Meat : Garnish with Horse-radish, and Barberries : serve it up hot.

83. *Frigassee of Rabbets or Chickens.*

Take Rabbets or Chickens, only you must skin the Chickens; then cut them into small pieces, beat them with your Rowling-pin; then lard them with Bacon, and season them with Salt, Pepper; and a little beaten Mace, then put half a pound of Butter in your Pan; brown it, and dridge it with flour, and put in your Rabbets, and fry them brown; and have ready a quart of good strong Gravy, Oysters and Mushrooms, three Anchovies, a Shalot or two, a bunch of sweet Herbs, a Glafs of Claret, season it high; and when they are boiled enough, take out the Herbs, Shalot and Anchovy-bones; shred a Limon small and put in; and when your Rabbets are almost enough, put them in, and let them stew all together, keeping them shoving and shaking all the time it's on the fire; and when it's as thick as Cream take it up, and have ready to lay over it some bits of crispt Bacon, some Oysters fried in Hog's Lard to make them look brown; dip them in the Yolks of Eggs, and flour, and a little grated Nutmeg, and Force'd-meat-balls : Garnish with Limon and Flowers : serve it.

84. *For the Force'd-meat-balls.*

Take Rabbet, Veal, or Pork ; shred it very fine, with a few Chives, sweet Herbs, and a little Spinage to make them look Green ; season them with Salt, Pepper, Mace, Anchovies, Marrow or Beef-suet ; cut all these very fine together, and bind them with a little flour, and the Yolk of an Egg, and rowl up some long, some round ; fry them brown and crisp, or stew them as you please.

85. *Frigasee White.*

Parboil your Chickens ; then skin them and cut them into pieces, and fry them in strong broth, with a blade of Mace, a little Salt and Pepper, two Anchovies, two Shalots ; let them fry till they are enough ; then take out the Shalots, and put in half a Pint of good Cream, and a piece of butter rowled up in flour, and the Yolk of an Egg ; stir it all about till it is as thick as Cream ; wring in the Juice of a Limon, take care it don't curdle it ; then scald a little Spinage, cut it and throw over it some Mushrooms, a few Carps shred with Oysters, if you have them, with a little of their Liquor ; then serve it to the Table on Sippets.

86. *Frigasee of Pigeons.*

Take eight Pigeons new killed ; cut them into small pieces, and put them into a Fry-
ing-

ing-pan with a Pint of Claret, and a Pint of Water; season your Pigeons with Salt and Pepper; then take a little sweet Marjoram, Time, a few Chives, or an Onion; shred the Herbs very small, and put them into the Frying-pan, to the Pigeons, with a good piece of Butter; so let them boil gently, till there be no more Liquor left than will serve for the Sauce; then beat four Yolks of Eggs, with a Spoonful and half of Vinegar, and half a Nutmeg grated; when it's enough, put the Meat on the one side of the Pan, and the Liquor on the other. Then put the Eggs into the Liquor on the fire, and stir it till it's the thickness of Cream; then put the Meat into the Dish, and pour over the Sauce; lay crispt Bacon and fry'd Oysters over it, and Garnish with raspt Limon: serve it.

87. *Frigassee of Mushrooms.*

Take the largest and biggest Mushrooms you can get, and some small ones amongst them: cut the largest into four pieces, peel them and throw them into Salt and Water, let them lie in the Water and Salt half an Hour, then take them out and put them into a Bell-metal or Silver-skillet, and stew them in their own Liquor, with a little Cream, to make them look white, and cut hard; less than half an Hour will stew them; then strain them out into a Sieve, and take a quarter of a Pint of that Liquor they were stewed

ed in, with as much White-wine and strong Gravy, boil all these together with a little whole white Pepper, Mace and Nutmeg, two Anchovies, one Sprig of Time, a Shalot or two; season it very high to your Taste, with these things: When it has boiled well together, strain out the Spice, Anchovy-bones and Shalot, and put it into your Stew-pan again with the Mushrooms to it, and have ready the Yolks of three Eggs, with the quantity of as much Butter as an Egg rowled up in flour, and beat it well with a spoonful of Cream, and so shake it up together, the Mushrooms, and all very thick, so that it may hang about the Frigasee, and scald a little Spinage and shake over it: serve it.

88. *To force a Leg of Mutton.*

Take a large Leg of Mutton, cut a long slit in the back-side, then take out all the Meat you can get, but don't deface the Meat on the other side, then take your Meat and chop it fine, with three Anchovies, unwashed, a little beaten Mace and Nutmeg, a few Chives or an Onion, a little Limon-peel and sweet Herbs, Salt, Pepper and Oysters, a good deal of Marrow or Beef-suet; then put all these in your Mortar, and beat them all together very fine, then stuff it in your Meat again, and stitch it up with good strong thread to keep your Meat in; then put it into a Dish, and wash it over with the Yolks
of

of Eggs to bind it, and dridge it with flour, and lay pieces of Butter all over it; bake it or roast it, and it's very good: then have ready Oysters stewed in White-wine, with a blade of Mace, keep out the largest to lay with Anchovy-sauce, Mushrooms, and a good Quantity of strong Gravy: serve it.

89. *The same way force a Leg of Lamb,*

And make a Frigafée, of the Loin to lay round about it, cut into small pieces pretty thin; season it with Salt, Pepper, beaten Cloves, Mace, and Nutmeg, a few sweet Herbs and Chives, then fry it in clarified Butter, and when it's fried enough pour the Butter out, and wipe the Pan clean, and put in a Pint of strong Gravy, a quarter of a Pint of White-wine, or Sider: then let your Lamb stew in the Gravy: then throw in some Mushrooms, a few Oysters, with the Liquor, an Anchovy: then rowl up a piece of Butter in flour, and the Yolk of an Egg, and squeeze in the Juice of a Limon: Garnish with Limon and Pickles.

90. *Veal Alamode.*

Take a large Phillet of Veal, cut out the Bone, and the hard skin: then take Salt, Pepper, Cloves and Mace, pound the Spice and mix them together; then take Time, Marjoram, Shalot, Limon-peel; shred them very small, and mix them with the seasoning; then

then take half a pound of Bacon, cut off the Kind and Rusty, and cut it out into thick pieces as thick as your finger, and as broad as two fingers, and rowl it up in the seasoning, and skewer it up close, and tye it in the same fashion as it was before you cut it; then beat the Yolks of Eggs and wash it all over, and put it into a Dish to bake, with pieces of Butter all over it; and when it comes out of the Oven, take the Veal out and serve it. And if you pot it, tye it over with double Cap-paper, and put in two pound of Butter, keep back the Gravy, and if it be not covered, clarifie as much Butter as will cover it; and as you want it cut it out into Slices, eat it with Oil and Vinegar beat up thick together, or the Juice of a Limon, or what you please.

91. *To ragow a Breast of Veal.*

Take a large Breast of Veal, more than half roast it; cut it out into four pieces, and have ready as much strong Gravy as will cover it; put it into your Stew-pan, season it high with Pepper, Cloves, Mace, Nutmeg, a little Salt, Shalot, Limon-peel, Mushrooms, and Oysters fried, and stewed, Sweet-breads set and skinned, and pulled in little pieces; and when it's enough, fry your largest Oysters with crispt Bacon, and Force'd-meat-balls, and for a white Ragow take the same Ingredients, only boil the Breast of Veal in
half

half Milk and Water, with a bunch of sweet Herbs, a little Limon-peel, Mace, whole Pepper, and two Bay-leaves; then, when it's enough, wash it over with the Yolks of Eggs, and a little Butter, and put it in your Stew-pan, just long enough to make it look yellow; and thicken your Sauce with the Yolks of Eggs, and a piece of Butter rowled up in flour, with three Spoonfuls of Cream thickned up together.

92. *To Ragow a Neck of Veal.*

Cut a large Neck of Veal into Stakes, beat them flat with your Rowling-pin; then season with Salt, Pepper, Cloves, Mace, lard them with Bacon, Limon-peel and Time; dip them in the Yolks of Eggs, then take a large Sheet of Cap-paper, turn it up at the four Corners like a Drippen-pan, and pin it tight; butter it, and rub the Gridiron with Butter; then put on your Meat over a Charcoal-fire; let it do leisurely, keeping it basted and turning, to keep in the Gravy: and when you think it's enough, have ready as much strong Gravy as you think will do, season it pretty high, and put in some Mushrooms, with all sorts of Pickles, some stewed and fried Oysters, and Force'd-meat-balls dipt in the Yolks of Eggs, and Flour, to lay round, and a top of your Dish: send it. And if for a brown Ragow, put in Claret: if for a white, put in White-wine, with the Yolks

of Eggs, beat up with three spoonfuls of Cream: and you may put in a young Fowl, or a larded Feasant, with Force'd-meat in the belly, or larded Pigeons: Garnish with Limon and Barberries: and serve it.

93. *To Ragow Pigeons.*

Take Pigeons, lard them, and cut them into halves, and do some whole; season them with Salt, Pepper, Cloves and Mace; wash them over with the Yolks of Eggs; and, take a good deal of Butter and put into your Frying-pan, and brown it with a little flour; then put in your Pigeons, and just brown them; then take them out, and put in your Stew-pan as much strong Gravy as will cover them; let them stew till they are very tender, with a bunch of sweet Herbs; and when they are almost enough, take out the Herbs and put in the Anchovies, Oysters, Mushrooms, and what Pickles you have with a little Shalot; then roast Larks, or what small Birds you have to lay round your Dish; and for want of Birds, fry Sweet-breads; set them pulled in pieces, dip in the Yolks of Eggs: Garnish with Orange and Pickles: send it.

94. *Beef Royal.*

Take a Sur-loyn, or a large Rump of the best Beef; bone it, and beat it very well season it with Salt, Pepper, Cloves, Mace
Nutmeg

Nutmeg, and a little Limon-peel, Savory, Marjoram, and a little Time; then make strong broth of the Bones, and lard the Meat quite through, with large pieces of Bacon; then put in a good deal of sweet Butter in your Stew-pan, and brown it; then put in the Meat, and brown it on both sides; then put in the Liquor with the Butter, with two Bay-leaves, six Truffles and Tuffles, if you have them, and Pallets; for want of these, put in Sweet-breads pulled in pieces; cover it down close; let it stew till it's tender; then take it out and skum off all the Fat, and put in a Pint of Claret, with three Anchovies; then put in the Beef to be thoroughly hot, and put in what Pickles you have, with fried Oysters; thicken up the Sauce, and pour over your Meat: send it. It's very good cold, but it's a Noble Dish hot.

95. *To maket Fowls.*

Take Pullet, Chicken, or Veal Sweet-breads, Mushrooms, Oysters, Anchovies, Marrow, and a little Limon-peel, a little Pepper, Salt, Nutmeg, and a little Time, Marjoram and Savory, a few Chives: Mingle all these with the Yolk of an Egg; then raise up the skin of the breast of your Fowls, and stuff it; and then stick it up again, and lard them; fill their Bellies with Oysters, and roast them; make good strong Gravy-sauce:

saucē : So you may do Feasants, Turkeys, or what Fowls you please.

96. *Geese Alamode.*

Take two Geese, and raise their skins as before, and make your stuffing as for the Fowls ; only instead of Chives, put in two Cloves of Garlick ; season high, and put in some into their Bellies, as well as between their skins ; lard them with Limon and Time ; then put in as much Butter in your Stew-pan, as will brown them on both sides ; then put them in the Butter with strong Gravy, seasoned very high ; and when they are stewed enough take them out ; thicken the Sauce with Butter, rowled up in Flour, and the Yolks of Eggs, with half a Pint of Claret, and let them boil to be thick ; then fry Oysters and Force'd-meat-balls, and crispt Sippets to lay round your Dish, and serve it : Garnish with grated Bread, and Flowers, round your Dish.

97. *To pickle Tongues.*

Make your Pickle with Salt-petre, and Sal-prunellæ ; and to six Quarts of Water, one Ounce of each, a pound of Bay-salt, the same of white Salt, and a quarter of a pound of brown Sugar ; then boil all these together 'till the skum rises, and is a very strong Brine ; skim it clean ; and when it's cold, put your Tongues in a Tub ; let them lie
at

at their full length to be covered; turn them three times a Week, and in three Weeks they will be fit to boil; then peel them, and eat them with Chicken or Pigeons, and Sparrow-grass, Colliflowers, Cabbage, Spinage, or what is in season, and it's a noble Dish, and you may keep them in the Pickle as long as you please, and rub them with Bran, and hang them up in your Chimney, to eat cold; get the best Tongues.

98. *Leg of Mutton like Westphalia-Ham.*

Take a Leg of Mutton, cut into the shape of a Westphalia-Ham, and make the Pickle of two parts Salt-petre, and the other Bay-salt: Let it lie in pickle three Weeks; then take it out and hang it in a smoaky Chimney as you do Bacon, and lay under it a Wisp of Hay, which you must set on fire to smoak your Leg with; and when it's dried and you intend to boil it, put it into a great Kettle with a good deal of Hay, having some Hay-seeds in a Bag in the Kettle: You may eat it hot, with Fowls, or cold, like Westphalia-Ham, as you please.

99. *To bash a Calfe's-head.*

Take a Calfe's-Head, and half boil it; cut it into pieces, and take a Pint of great Oysters with half a pound of Butter, and a large Mace, a bunch of sweet Herbs; and take half a Pint of White-wine, some Ancho-

vies, and put it in between two Dishes, and stew it tender, and boil the Brains with Sage and Parsly by themselves; then put Scotch-Collops in the bottom of your Dish with bits of fried Bacon, and a good piece amongst the Meat, with a quantity of Marrow boiled, with blanched Almonds, and Chestnuts, the Yolks of hard Eggs, some fried Sausages, and rowl up a large piece of Butter in flour, and thicken it up with Butter, and lay the Bacon and Oysters a top, and round about; serve it up hot to the Table.

100. *To Hash a Leg of Mutton.*

Cut off the Flesh of a Leg of Mutton, into broad pieces, neither Fat nor Skin; beat it with the back of a Chopping-knife, but not to pieces; then put it into a Dish raw it being first rubbed with Garlick, and put Liquor into it with a whole Onion cut in the middle, a little bunch of sweet Herb tyed up, and some Salt; cover it, and let it stew till it be changed from the Colour of the Blood; then put in a quarter of a Pint of White-wine, three blades of Mace, an Anchovy, and let it stew so much longer, till the Anchovy be dissolved: Then take out the Onion and Herbs, and put the Meat and Liquor into the Dish; and serve it.

101. *To Hash a Shoulder of Mutton.*

Take a Shoulder of Mutton, half roast it, then cut it as thin as you can, and take a Glass of Claret, a blade of Mace, two Anchovies, a few Capers, a Shalot, Salt, a Sprig of Time, Savory and Limon peel; let it stand half an Hour covered; and when it's enough, shake over it some Capers, and serve it.

102. *To stew a Neck of Mutton.*

Cut it out into Stakes, wash it, season it with Salt, Pepper and Nutmeg; cover it with Water, and put it in a Stew-pan; when it boils skum it well, and let it stew: Then take you Turneps, Carrots and Cabbage, par-boil them; strain 'em from the Water; when your Meat is half stewed, put in the Roots, throw in a handful of Capers, and a handful of sweet Herbs, a handful of Spinage and Parsly; shred them together, with two Anchovies chopt; take a little Butter, and brown it; shake in a little Flour, take a Ladle-full of the Broth, and put in the Butter that is browned, let it boil up, and pour it over your Meat, when it's almost ready, boil it a little up together, and serve it with Sippets in the bottom of your Dish; squeeze in the Juice of a Limon, or an Orange: serve it.

103. *To stew Veal.*

Cut the Veal into little pieces, stew it in Water, put a little Butter in it, season it with Salt, whole Pepper, Mace, a little Limon-peel, an Onion; let your Liquor quite cover it, so stew it; and when it's enough beat the Yolks of Eggs, and stir them in; then let them have a warm or two; and if your Veal is dressed, you may heat it this way.

104. *To stew Chickens.*

Take Chickens, quarter them, and put 'em into White-wine, and Water, but most Wine; and when they are stewed tender, put in a good quantity of Butter, and a bunch of sweet Herbs, with large Mace; then take the rasping of a Manchet to thicken it, with a good quantity of Parsly; you may put in a little Sage, if you like it, a little Salt, Pepper and Nutmeg to season your Chickens; then lay Marrow on the top of them, with the Yolks of Eggs well beaten, with the Juice of a Limon in the Sauce: Garnish with sliced Limon, and Parsly, and serve it to the Table.

105. *To stew Pigeons.*

Melt a good quantity of Butter, mingle it with Parsly, Sorrel and Spinage, vvhich you must stew in some Butter; and vvhhen it's

cold put it into some of their Cravvs, with a Bay-leaf, save some of it for Sauce ; then stew the Pigeons in as much strong Gravy as will cover them, with some Cloves, Mace, Salt, Pepper and Winter-savory, a little Limon-peel, a Shalot or two; then brown some Butter and put in ; and when they are stewed enough put in a little bit of Butter rowled up in Flour, and the Yolk of an Egg, with some of the Herbs you left out ; shake it up all together, and send it.

106. *To dress a Shoulder of Mutton in Blood.*

When you kill your Mutton save the Blood ; take out all the Knots and Strings, and let it steep five Hours ; then stuff it with all manner of sweet Herbs as you would ; then lay the Shoulder in the Caul, and sprinkle it with the Blood ; roast it, and make Venison-sauce, or Anchovies ; serve it.

107. *To roast a Hare.*

Baste it with Cream as soon as it is laid down : But before you lay it down ; take a Marrow-bone, shred the Marrow with Salt, Nutmeg, Time, Savory, Parsly, Shalot, Onion chopt all small ; rowl them up in a good piece of Butter, and put it in the belly of the Hare, and so roast it ; and after the first basting with Cream, keep it constantly basted with butter, 'till it's enough ; then take for Sauce a little Claret, a blade of Mace ;
dissolve

58 . England's *Newest Way*

dissolve an Anchovy in it, and melt your butter very thick ; then take the Pudding out of the belly, and wash it all over with the butter ; serve it to the Table hot.

108. *A Neck or a Loin of Mutton in Cutlets.*

First cut all the Stakes out, and hack them ; season with Salt, Pepper, Nutmeg, Parsly, Time and Marjoram ; chop them, and strow them over with some grated bread ; wash them over with drawn butter ; and lay them on white Paper buttered, and made up like a Dripping-pan, that it may not boil over ; then boil them over Charcoal, or Wood-coal ; and for Saufe, take Gravy, White-wine, two Anchovies ; mince a little Limon-peel, with some Orange very small ; cut it into Water, boil them up together, stir in some butter, shake it up for Saufe ; serve it.

109. *A Neck or a Loin of Lamb fried.*

Cut every Rib asunder , beat them with the back of a Knife ; then fry them in about a quarter of a Pint of Ale ; strow on them a little Salt, and cover them with a Plate close ; take them out with the Gravy in them ; set them by the Fire, and have in readiness half a Pint of White-wine, a few Capers ; shred two Yolks of Eggs beat with a little Nutmeg and Salt ; wipe the Pan, and put in the Saufe, and the Liquor they were fried in ; then stir it with a Spoon all one way

way until it be thick; then put in your Meat, stir it all together; then dish it up with Limon and Parsly; serve it.

110. *To fry Beef.*

Take a piece of the Rump, cut it out into Stakes, beat them well with your Rowling-pin; then fry them in half a Pint of Ale; sprinkle them with Salt, an Onion cut small; and when it's fried enough, cut a little Thime, Savory, Parsly and Shalot, with a little Onion and Nutmeg, then rowl up a piece of butter in flour, and shake it up very thick: serve it.

111. Take Beef stakes, of the Rib, half broil them; put them into your Stew-pan, cover them with Gravy; season them very high; rowl up a piece of butter in flour, and the Yolk of an Egg, and send it.

112. And if in hast, you may draw Gravy off an Oxe's Kidney; cut in two pieces, and seasoned high with Salt and Pepper: Put it into your Stew-pan, with Water enough to cover it; an Onion, a bunch of sweet Herbs, a piece of sweet butter, draw the Gravy from it.

113. *Gravy to keep.*

Take a piece of course Beef or Mutton, or what you have; cover it with Water, when
it

it has boiled a while take out the Meat ; beat it very well, and cut it into pieces to let out the Gravy, with a bunch of sweet Herbs, a little whole Pepper, an Onion, some Salt ; put it in again, let it stew but not boil ; and when you find it of a good brown Colour, and it's enough ; take it up and put it into an Earthen-pot , so let it stand to be cold ; skum off all the Fat, and keep it one Week under another ; and if you find it change, boil it up again, set it by for use ; and if for a brown Frigasee brown the butter in your Frying-pan, and shake in a little flour as it boils ; put in the Gravy with a Glass of Claret, shake up the Frigasee in it, if for a white ; then melt your butter with a spoonful or two of Cream, and the Yolks of Eggs, white-wine or Sider.

114. To make Gravy.

Take a lean piece of Beef, cut and scotch it in thin pieces ; beat it well, and put in a good piece of butter in the Pan ; fry it brown 'till the Goodness is out, then throw it away, and put into the Gravy a little Limon-peel, Cloves, Pepper and Salt, a Shalot or two, a little large Mace, four Anchovies, a quart of strong Beef-broth, and half a Pint of Claret, White-wine, or Sider, as you would have it, white or brown ; boil it well together, and when it's ready put it into an Earthen-pot ; set it by for use. [*The Side-dishes.*]

115. *To collar a Breast of Mutton.*

Take a large breast of Mutton; take off the red skin, and all the Bones and Gristles; then grate White-bread, a little Cloves and Mace, with the Yolks of three hard Eggs, a little Limon-peel, sweet Herbs and Chives shred therein, and mix them with the Eggs, Salt, Pepper, and all Spice; make your Meat lie flat and even; then wash and bone five Anchovies, and lay up and down your Meat, and strow your Seasoning over it; then rowl your Meat till like a Collar, and bind it with course Tape, and bake, boil or roast it; cut it into four pieces, and lay it in your Dish with strong Gravy-sauce, with Anchovies dissolved in it, fried Oysters and Force'd-meat-balls: Garnish with Limon and Barberries; a Side-dish. But if for a Standing-dish; then serve it with Cutlets in the bottom, Sparrow-grass, Colly-flowers, Cabbage, or what is in season, with white and black Puddings, and Force'd-meat-balls all about it.

116. *To make Olives.*

Take a Caul of a breast of Veal, then lay a Layer of Bacon, and take Chicken, Rabbits, or Veal, with as much Marrow or Beef-suet, as Meat, with two Anchovies, Spinage, Time, Marjoram, a few Chives, Limon-peel, a little Salt, Pepper, Nutmeg, and beaten Mace,
the

the Yolks of hard Eggs, a few Mushrooms and Oysters: beat all these in a Mortar very fine, and lay a Layer of this and a Layer of midling Bacon, and then rowl it up hard in the Caul: then roast or bake it, which you please: cut it into thin Slices, and lay it in your Dish with strong Gravy-sauce: a Side-dish.

117. *Frigassee of Eggs.*

Take eight Eggs, boil them hard: cut them into quarters into a Pint of strong Gravy, and half a Pint of White-wine: season with Cloves and a blade of Mace, a little whole Pepper, a little Salt: scald a little Spinage to make them look green, with a Pint of large Oysters to lay round your Dish: then put the Eggs in the Stew-pan, with a few Mushrooms and Oysters, and rowl up a piece of butter in the Yolk of an Egg and Flour, and shake it up thick for Sauce, and you may make Gravy-sauce, if you please: Garnish with crisp Sippets, Limon and Parsly: a Side-dish.

118. *Omulet of Eggs.*

Take what quantity of Eggs you please, and beat them well: season them with Salt, and whole Pepper, if you like it: then have your Frying-pan ready with a good deal of fresh butter: let it be thoroughly hot: then put in your Eggs with four spoonfuls of strong
Gravy:

Gravy; then have ready cut Parsly and Chives, and throw over them; and when it is enough turn it on the other side, and squeeze the Juice of a Limon, or an Orange over it: serve it: a Side-dish.

119. *Petty Potatoes.*

Take a pound of butter, put it into a Stone-mortar, with half a pound of Naples-bisket, and half a pound of Jordan-Almonds, blenched, and beaten: eight Eggs, with half the Whites: pound it all together till you don't know what it is, and put in some Sack and Orange-Flower water; sweeten it to your Taste with fine Sugar: then take a little fine flour and make it into a stiff Paste, and lay it on a Trencher, and have ready the quantity of two pound of Lard, and let it boil very fast in your Frying-pan, and so cut the soft Paste on the Trencher about the bigness of Chesnuts, and throw them into the boiling Lard, and let them boil till they be yellow and brown, and when they are enough, take them up and drain the Fat from them in a Sieve, and put them in a Dish, and pour for Sauce Sack and melted Butter: throw Double-refined Sugar: then serve them for a Side-dish.

122. *To make Toasted Cheese.*

Take a pound of Cheshire-Cheese, grate it fine into a Mortar; put in the Yolks of two Eggs,

Eggs, and grate in a penny Loaf ; put in a quarter of a pound of sweet butter, so beat them all together, and then toast some white bread very well, and spread upon your Toast ; put them between two Dishes, with Fire underneath your Dish, and above : When they are brown serve them to the Table ; a Side-dish ; and these cannot be done but in a Dutch-stow.

121. *A Salamongundy.*

Take Chicken or Veal minced very fine ; then lay a Layer of it, and a Layer of the Yolks of hard Eggs, and a Layer of the Whites ; a Layer of Anchovies, a Layer of Limon ; then a Layer of all sorts of Pickles, or as many as you have ; and between every one of these, lay a Layer of Sorrel, Spinage and Chives shred very fine, as the others ; and when you have laid your Dish all round, that it's full, only leave a place a top to set an Orange or Limon : Garnish with Horseradish, Limon and Barberries ; this is proper for a second Course Side-dish, or a Middle-dish, for Supper : You must take two Dishes and lay the uppermost Dish to build the Salamongundy on, it being out of fashion to mix it all together, but every one mixes it on their Plates ; some like it with the Juice of Limon, and some with Oil and Vinegar beat up thick together.

122. *To pickle Pigeons.*

Take twelve Pigeons, bone half of them, and take off the Flesh of the other six, and beat them as fine as for Sausage-meat; mix it with Salt, Pepper, Spice and Herbs; a little Marrow, a little Limon-peel, three Anchovies; and the Yolks of hard Eggs, about two or three; then stuff the Pigeons full that you boned, the Herbs must be Sorrel, Spinage, young Beets, Vine-leaves, with a little Time, Marjoram and Savory; make your pickle with Water, White-wine, and two Bay-leaves with a little Salt; boil the Bones in the Pickle, and when it's enough take them out, and set them to be cold; then put them in, to keep; a Side-dish; the same way pickle Chickens when they are very young:

123. *Dutch Cheese.*

Take the quantity of three Pints of new Milk; beat seven Eggs very well, stir it in the new Milk, sweeten it with good Sugar very sweet; then put in a quarter of a Pint of Sack, and a spoonful of Orange-flower-water, the same of Rose-water; set it over the Fire, and keep it stirring all the while till it comes to a tender Curd; put it in a Cloth, let the Whey run from it; then put it into Bisket-pans in what shape you please, lay it in your Dish: Then take some sweet

Cream, and boil it with a stick of Cinnamon; sweeten it with fine Sugar, and beat the Yolks of two Eggs, and stir it in to thicken it; keep it stirring all the time that it may not raise a skim, and when it's almost cold put in a spoonful of Sack, Orange-flower or Rose-water; pour it over your Cheeses when it's cold; stick on the Cheeses blanched Almonds cut in thin slices; serve it for a Side-dish.

124. *Hedge-hog.*

Take a pound of Jordan-Almonds, blanched and beaten in a Mortar very fine with a spoonful of Sack, or Orange-flower-water to keep them from Oiling; make it into a stiff Paste; then beat in six Yolks and two Whites of Eggs, sweeten it with fine Sugar with the quantity of half a Pint of Cream, and a quarter of a pound of sweet Butter melted; set it on your Stow, and keep it stirring 'till it's as stiff as you may make it into the Fashion of a Hedge-hog; then stick it full of blanched Almonds, slit and stick up like the Bristles of a Hedge-hog; then place it in the middle of your Dish, and boil Cream, and take the Yolks of two Eggs, and sweeten to your Taste with Sugar; thicken it but not too thick, pour it round your Hedge-hog, set it to be cold: Serve it for a Side-dish.

125. *Black Caps.*

Take the largest and best Pippins, cut them in halves, don't pare them; take out their Cores, and put a little Limon-peel in their place: Lay them in a Mazarine-dish with the Core-side down-wards, and put in half a Pint of Claret, a quarter of a pound of good Sugar; set them in the Oven with Tarts, and don't bake them too much; and when they are cold lay them in your Salver, with little Saucers of Carraway-comfits round them; pour the Liquor over them, and serve them for a Side-dish.

126. *To stew Pippins.*

Take the best Pippins, cut them into halves, core them, and to three quarters their weight put in Double-refined Sugar; put in as much Water as will cover them; then boil the Water and Sugar together; skim it well; cut in a little Limon-peel, and lay in your Pippins with their Core-side down-wards; boil them up quick, and stew them 'till they look clear; then take them up and lay them in a Side-dish, and stew the Liquor with a little White-wine, or the Juice of a Limon, or a little Cream, and the Yolk of an Egg or two, with a spoonful of Orange-flower-water, and pour it over them, instead of the Liquor; if you like that better; a Side-dish.

127. *To stew Pears.*

Take the greatest Warden-pears, bake them with brown Bread ; put in a Pint of strong Beer or Ale : When they are baked take them out of the Liquor ; and take half a Pint of it, and half a Pint of Claret, and a quarter of a pound of Sugar ; put them in the Stew-pan with two Cloves, a little Cream, cover them close, and let them stew 'till they are very red, turn them now and then ; when they are enough put them into a Dish you intend to serve them to the Table in, with the Liquor they were stewed in ; strow Double-refined Sugar over the Dish ; serve it for a Side-dish.

128. *Pippin Tansy.*

Take as many sliced Pippins as will cover the Pan's bottom ; fry them with a soft fire : then beat eight Eggs, Whites and all, with a half-penny Loaf grated, and half a Pint of Cream, a little Nutmeg and Sugar ; then beat all these together, and pour over your fried Pippins ; bake it over a soaking fire and when it's thoroughly baked on one side turn it, and serve it with Butter melted thick, and Sugar round the brims of your Dish ; a Side-dish.

129. *Goosberry Tansy.*

Take a Quart of Green Goosberries, cut off the Tops and Tails, and boil them in half a pound of new Butter, in a Frying-pan, till they be well quoddled; then pour into them the Yolks of sixteen Eggs, well beaten, with half a Pint of Cream, and as much Sugar as will sweeten it to your Taste; then boil it as you would a Tansy, and when baked strow over it Rose-water and Sugar; serve it.

130. *Good Tansy.*

Take twenty five Eggs, abating half the Whites; then beat them well with half a Pint of Cream, or Milk, a pound of Naples-bisket grated very fine; then colour it with a little Spinage, and a little Tansy; sweeten it with Sugar, butter a skillet and put in the Tansy, stirring it over the fire continually; and when it boils, to thicken pour into your Pan; let your Butter be very hot before you put it in; fry it with the best fresh Butter, keep a Plate over it, then turn it out; take care you don't break it in turning; then squeeze in the Juice of an Orange over it, and strow Sugar on the top, and round the brims of your Dish; serve it.

131. *Almond Tansy.*

Take a pound of Almonds blanched, and steep them in a Pint of good Cream, ten Eggs, four Whites; and when you have beat the Almonds in a Mortar, then put in the Sugar with Crumbs of white Bread; then stir them well together; fry them with fresh Butter, and keep them stirring in the Pan till it's of a good thickness; then strow over it fine Sugar, and serve it.

132. *Dutch Wafers.*

Take a Quart of new Milk, or Cream; warm it; then grate a penny Loaf, or Bisket, very fine, ten Eggs well beaten, with a quarter of a pound of sweet Butter melted, some Coriander-seeds, a little beaten Cloves, a little Salt, and fine Flour enough to make a Batter, like a Pan-cake, four spoonfuls of Ale-yeast; mingle and stir them well together, and put them into an Earthen-pot; let it stand covered with a Cloth before the fire, that it may warm and rise lightly near the fire three Hours; then let the Jorns be made hot and clean, turned and buttered: tye the Butter up in a fine Rag, and turn them that both sides are hot over the fire: then put in the Batter, and bake the Wafers well; don't burn them; and lay them warm in a Dish; serve them very hot, with Sugar grated over them, so eat them dry, or with
the

the Juice of a Limon, or an Orange; some put melted Butter and Sugar in the Dish, but they are best crisp'd and dry: serve them; a Side-dish.

133. Court Fritters.

Take a Pint of Sack: make a Posset with sweet Milk from the Cow; then take the Curd from the Posset and put it into a Basin, with six Eggs; season it with a little Nutmeg; beat it with a burchen Rod 'till you have beat it well together; then put Flour into it, and make it as Batter for Fritters: You may put in a little Sugar; then take clarified Beef-suet; make it boil before you put any in: serve it; a Side-dish.

134. Skirret Fritters.

Take a Pint of the Pulp of Skirrets, and a spoonful of fine Flour, the Yolks of Eggs with Sugar and Spice, make them into thick Batter; then fry them out into Fritters, and serve them with the rest of the Side-dishes, Madam.

135. Little Puddings.

Take a handful of grated Bread, a spoonful of Flour, the Yolks of two Eggs, a spoonful of Orange-flower-water, a handful of Beef-suet shred all small, a little Nutmeg and Salt, a spoonful of Cheese-curds; work it well together, and wet it as little as you

can, and make it up with Cream, or new Milk : Lay it in round Balls in the bottom of your Dish, which must be well buttered ; bake them not too much ; when they are baked put them in another Dish, with a spoonful of Sack or White-wine, melted Butter and Sugar together poured on them ; serve them.

136. *Sweet-bread Pasties.*

Take Sweet-breads, parboil them, shred them very fine ; then put to them Marrow, or the Fat of a Loin of Veal shred, with a little grated Bread, and the Yolks of two Eggs, a little Cream, Rose-water, Sugar, and grated Nutmeg ; temper all these together ; then make Puff-past with Batter rowled in the Flour, with a little Sugar and Rose-water, the Yolks of two Eggs, and cold Water ; then rowl it out like little Pasties the breadth of your hand, and put your Meat in them, and fry them brown, or bake them : serve them.

137. *Kidney Pasties.*

Take the Kidney of a Loin of Veal, with the Fat about it, with a little of the cold Veal you have dress'd, then take Marrow, or Beef-suet, with the Yolks of Eggs, and chop them all very fine together, pound a little Cloves, Mace, Nutmeg, and a little all Spice, Salt, Limon-peel, and what quantity of Sugar and Currans

Currans you think fit : Mix them well together, and make little Pasties of Puff-paste, and fry them in Hog's-lard to make them soak brown and yellow.

138. *Paste to Fry.*

Take grated Bread and Curds, and two Whites of Eggs, and make it almost as thick as Paste ; wet it with a little Cream, and make it into what Fashion you please ; fry them in Butter as you did your Puddings : Make for Sauce, Butter, Sugar, Rose-water and Sack well beaten together ; pour it upon them : send it.

139. *Cheese Loaves.*

Take Cheese-curd, grated Bread, Yolks of Eggs, Mace, Nutmeg ; mix them well together, and sweeten it to your Taste with Sugar ; then take some Stone-porringers, Butter them, and put in the Curd : bake them, but not too much : When they are baked turn them out, and cut a little hole in the Tops, and put Butter in them ; set them in the Oven again to rise, and colour them : serve them.

140. *Pippin Tarts,*

Take two small Oranges, pair them thin, and boil them in Water till they be tender ; then shred them small, and pair twenty Pippins ; quarter and core them, and put to
them

them so much Water as will boil them 'till they are enough; then put in half a pound of white Sugar, and take the Orange-peel that is shred, and the Juice of the Oranges, and let them boil 'till they are pretty thick; then set them by to cool; make open Tarts, and put it in: set them in the Oven moderate hot: Set them by for Use.

141. *To stew Pippins.*

Take a Gallon of the best Pippins, pare and quarter them; cut out the Cores and stew them in a little Sack, and Rose-water: season them with a little beaten Cinnamon, Nutmeg and Sugar, and squeeze in a Limon; let them stew 'till they are very tender; and when they are cold use them for Taffata-tarts, Madam.

142. *Orange Tarts.*

Take *Sevile-Oranges*, grate a little of the out-side Rinds: slit them in halves, and squeeze out the Juice into a China-dish, and throw the Peel into Water, change it three times a Day, for two Days, then have ready a skillet of Water, which must boil before you put your Oranges in: You must boil them in two Waters to take the bitternefs away: When they are tender take them out and dry them in a Cloth; then beat it in a Stone-mortar 'till it's very fine: then take their Weight in refined Sugar, and boil it to
a Syrup,

a Syrup, and skim it clean before you put in your Pulp: then boil it all together 'till it looks clear, and when it's ready let it stand 'till it's cold, and then have ready some Puff-paste in patty Pans, and put your Oranges in: and just before you put them in the Oven, make a hole on the Top of your Tarts, and put in the Juice and bake them in a quick Oven.

143. *Bean Tarts.*

Take Green Beans, boil them, and blanch them, then make Puff-paste, and put into patty Pans: then put a Layer of Beans, and a Layer of all sorts of wet Sweet-meats, except Quinces: strow in a little Sugar between every Layer: then cover your Tarts, and make a hole on the Top, and put in a quarter of a Pint of the Juice of Limon: Put in Marrow seasoned with Cloves, Mace, Nutmeg and Salt, candied Limon and Orange-peel: and when they come out of the Oven, put into every Tart some White-wine, thickned up with the Yolk of an Egg, and a bit of Butter: and these Tarts are to be eat hot.

144. *Spinage Tarts.*

Take Marrow, Spinage, hard Eggs, of each a handful, Cloves, Mace, Nutmeg, Limon-peel shred very fine: then put in as many Currans as you think fit, with Raisins stoned,

stoned, and shred, candied Orange and Citron-peel : sweeten it to your Taste : make Puff-paste, and make them into little square Pasties : bake or fry them.

145. *Tart de Moy.*

Make Puff-paste and lay round your Dish : then a Layer of Bisket, and a Layer of Butter and Marrow, and then a Layer of all sorts of wet Sweet-meats, or as many as you have, and so do 'till the Dish is full : then boil a quart of Cream, and thicken it with four Eggs, and a spoonful of Orange-flower-water, sweeten it with Sugar, and half an Hour will bake it.

146. *Set Custards.*

Take a quart of Cream, set it on the fire ; boil it with some broad Mace ; when it's boiled set it to be ; cold then take six Eggs, with half the Whites ; beat them very well, and put in a spoonful of Orange-flower-water, or Rose-water, and put in a pound of Sugar ; harden the Crust in the Oven, and stuff the Corners with brown Paper, and prick the bottoms with a small Pin, when you set them, and fill them : and when they are enough set them by for use.

147. *To make Custards.*

Take a quart of Cream, boil it with a blade of Mace ; beat ten Eggs, leave out half the
Whites ;

Whites ; take the Mace out, and sweeten it with Sugar ; then beat in the Eggs with one spoonful of Sack, one spoonful of Orange-flower-water ; sweeten it to your Taste, and put it into your Custard-cups, and let them but just boil up in the Oven ; and if you boil the Eggs in the Cream all together, then you may put it in your Custard-cups, over Night, and they will be fit for use.

148. *Rice Custards.*

Take a quart of Cream, boil it with a blade of Mace ; then put to it boiled Rice, well beaten with your Cream : put them together, and stir them well all the while it boils on the fire : and when it's enough take it off, and sweeten it to your Taste, and put in a little Rose-water : let them be cold, then serve them.

149. *Cheese Cakes.*

Take a quart of Cream, boil it ; then beat the Yolks of two Eggs, and when the Cream is cold put in the Eggs, and put it on again, and boil it 'till it comes to a Curd, but not to Whey : then blanch Almonds, beat them with Orange-flower-water, and put them into the Cream with a little Naples-Bisket, and a little Green Citron, shred small, with Muskpumbs ground in the Sugar : sweeten it to your Taste with good Sugar ; rowl it out thin, and bake them, but let not your Oven be too hot.

150. *Cheese*

150. *Cheese Cakes.*

Take two Gallons of new Milk, turn it with Runnet, that it may be a tender Curd : and when it's come and gathered, run it thorough a thin Strainer, and press out the Whey very dry : then beat the Curd with a pound of sweet Butter very well : then put to it twelve Eggs, with the Whites of six : season it with Cloves, Mace, Cinnamon, Nutmeg and Ginger, a little Salt and Rose-water, and what quantity of Currans you please, season it to your Taste with Sugar, with a Musk-plumb or two ground in it : then bake them for use.

151. *For the Paste.*

Take fine Flour, break in two Eggs, with three spoonfuls of Orange-flower, or Rose-water, and fair Water mixed together, as much as will make it into a stiff Paste : then rowl it out thin, and put in the rest of the Butter : then make your Crust, and half an Hour will bake them : and you may venture to eat them.

*To Pot, and
Collar.*

152. *To Pot Salmon.*

Take what piece you have : season it with Cloves, Mace, a little Salt and Pepper, two Bay-leaves : Put it into a Pot with as much melted Butter as will cover it : then set it in
the

the Oven with Manchet-bread : and when it's baked take it out of the Pot, and put it into the Pot you intend to keep it in, and pour the Butter, and clarifie it, and cover it very well : and if you find it's not seasoned high enough, season it higher : then put it into the other Pot : and the same way Pot Trouts, or Eels, only you must bone them.

153. To Pot Tongues.

Take Neat's Tongues out of the Pickle : when they have lain long enough to look red: cut off the Roots and boil them 'till they will peel : then take your Tongues and season them with Salt, Pepper, Cloves, Mace and Nutmeg : rub it into them well with your Hands when they be hot : then put them into a Pot, and melt as much Butter as will cover them, and put them into the Oven and bake them: and when they are baked take them out of the Pot, and put them into the Pot you intend to keep them in : pour off all the Butter, and keep back the Gravy, and melt as much more as will cover it an Inch above your Tongues, and you may fill up the Sides of the Pot, with Chickens or Pigeons.

154. *To Pot Lobsters.*

Boil the Lobsters till they vwill come out of their shells: then take these, Tails and Claws, and season them with Mace, Salt and Pepper; then put them into a Pot and bake them with sweet Butter; and when they come out of the Oven, take them out of the Pot, and put them into a long Pot, and clarifie the Butter they were baked in, with as much more as will cover them very well; set them by for use.

155. *To Pot Beef like Venison.*

Cut a large veiny Piece of Beef into four Pieces; skin it and beat it with your Rowling-pin; then take two penny-worth of Salt-petre, the same of Sal-prunellæ; beat it very fine, and rub it well in with your Hands; lay it in a Tray for two Days; turn it once a Day, then take it out; season it with Salt and Pepper pretty high: then cut a little Beef-suet into long slices; season it with Salt and Pepper, and lay it in your Pot. then the Beef; and a top break into small pieces two pound of fresh Butter, tye it down and bake it with brown Bread; when it's bak'd take it out of the Pot with a Skimmer to drain the Gravy from it, and put it into a Mortar, and take out all the Skins and Veins, and beat it with a little of the Butter that you must skim off; then put it into
anothe

another Pot, and pour the Butter over it; keep back the Gravy; and if there is not Butter enough to cover it, clarify as much as will cover it an Inch above the Meat; let it stand four Days in your Cellar before you cut it to eat: the same way pot Venison, only you must not beat it in a Mortar, and use black Pepper instead of white.

156. *To Pot Pork.*

Take a Leg, or any fleshy Piece of Pork, skin it and cut it out in pieces: beat it in a Mortar very fine: season it high with Salt and Pepper: shred a good handful of Sage, a handful of Rosemary: mix it together, and put it into a Pot to bake, with a pound of Butter, bake it with brown Bread, and when it comes out of the Oven, take it out with care, and drain it from the Gravy; then put it into a dry Pot, and press it down close and hard; skim off all the Butter, and put to it, and clarify as much more as will cover an Inch above the Meat; then wet Paper; cover it and set it in your Cellar: in four Days cut it.

157. *To make Sausages.*

Take a Loin of Pork, skin and bon it; then break the Bones all to pieces, put them into Water enough to cover them, when they boil skim them clean, then season the Liquor with Salt, Pepper, a blade of Mace, Shalot,
G Onion:

Onion: and when all the Goodness is out of the Bones, take it out and strain it, and let it be cold; then shred your Meat very fine; season it with Salt, Pepper, beaten Cloves and Mace, a handful of Sage, a little Rosemary, a handful of Spinage to make them look Green: then mix them together with the Yolks of three Eggs, with as much of the Liquor as will make it pretty moist; then rowl up one of them in Flour, and fry it, to see if it's seasoned to your Mind: if not, season as you like them: and if they are not to keep, shred in a few Oysters with their Liquor, and fill them.

158. *To Pot Fowls.*

Pick them clean, and singe them with white Paper: Dry them with a Cloth: don't wash them; if you do, they won't keep; then season them with Salt, Pepper, Cloves, Mace and Nutmeg, beaten, and mix all together; let them stand twenty four Hours; then place them in the Pot, with their Breasts downwards: Strow over them some whole Cloves and Mace; then pour as much melted Butter as will cover them; tye the Pot down close, and bake them; and when they are baked enough, let them stand a little and then drain the Gravy from them: then place them in another Pot, with their Breasts upwards; fill their Crows with Butter, pour off all the Top of the Butter, keep back

Gravy

Gravy, and the things in the bottom; and let your Butter be an Inch above your Fowls, six Ducks will endure two Hours baking, and other Fowls, more or less, according to their bigness; then set them in your Cellar for use.

159. *To Pot Pigeons.*

Pick them very clean, wipe them with a clean Cloth, don't wash them: season them with Salt and Pepper; rowl up a piece of Butter in the seasoning, and put in their Bellies; six Pigeons will take up a pound of Butter; place them in the Pot, with their Breasts downwards; dridge them with Flour before you put them in, and tye them down close; and when they are baked take them out, and put them in another Pot, with their Breasts upwards, keep back the Gravy; and if you have not Butter enough, clarifie as much as will cover them; set them in your Cellar.

160. *To Pot Hare.*

Take a Hare, wash him clean, dry him well from the Blood, with a Cloth; cut him into quarters; season him with Salt, Pepper, Cloves, Mace and Nutmeg: Put it in a Pot with a pound of Butter, and two Bay-leaves, and when it comes out of the Oven take out the Bones, and put it in a Mortar, and beat it fine, and pour the Butter from the Gravy,

and mix it all together with your Hands, and put it into a glazed Venifon-pot, that you intend to serve it to the Table in; press it down close, and clarifie as much Butter as will cover it an Inch above your Meat; set it by for use.

161. *To Collar Beef.*

Take a large Flank of Beef, beat it with your Rowling-pin to make it lie flat, and even; cut it smooth, and take out all the Gristles, and Veins; then take one Ounce of Salt-petre, the same of Sal-Prunellæ; beat it small, and take a quarter of a pound of brown Sugar: Mix them together, and rub it in well with your Hands; then lay it in a Tray, and sprinkle it once a Day with Pump-water; let it lie three Days; then season it with Salt, Pepper, Nutmeg, and all sorts of sweet Herbs, a good deal of Sage, one Sprig of Rosemary; cut them, and throw it over the Collar; then rowl it up hard and close like a Collar of Brawn, and bind it about with course Tape very tight, and put it into Water enough to cover it; season it with Salt, Pepper, and a little whole Mace; a bundle of sweet Herbs, two Bay leaves, an Onion; and when it's baked rowl it up hard in a course Cloth, and let it lie 'till next Day, and then you may eat it if you please: Or, you may keep it in the Liquor it was baked in; when it's cold take

the Fat, and boil it with more Water; and if it's not seasoned high enough, season it higher; set it to be cold; then put your beef into a long Pot, and cover it with the Pickle; and if you keep it a pretty while; oil up the Pickle as you find occasion.

162. To Collar a Breast of Veal.

Take a large Breast of Veal; bone it, and take out all the Gristles; then take Sage, Thyme, Marjoram, Savory, Chives, a little Lemon-peel; shred them small, and mix them with Salt, Pepper, Nutmeg, three hard Eggs, hack'd small; cut your Meat to make it lie flat, and even; bone five Anchovies with four Ounces of Bacon; slice it thin, and lay with the Anchovies up and down your Meat, and strow your Seasoning and Herbs upon it, and shred some Marrow and Beef-suet together, and mix with the other Ingredients, and rowl it up hard, and tie it with course Tape, and cut it into three collars; tie them severally in clean Cloths very tight and hard at both Ends; then make your Pickle thus.

Your Pickle thus.

Set on a Pot with half Milk and Water, and put in the Veal-bones, with a bunch of sweet Herbs, Mace, Nutmeg, Salt, and whole Pepper, and a Bay-leaf; when all these are boiled well, 'till all the Goodness

is out; take out the Bones, and put in the Collars, and let them boil tender; then take them out and tye them up hard in clear Clothes, and hang them up till they are cold; then skin off all the Fat of the Pickle and when they are boiled enough, and the broth cold, put them in and boil up the Pickle, as you find occasion; eat it with Oil and Vinegar beat up thick together, or the Juice of a Limon, and Pickles as you please.

163. *To Collar Pig.*

Take a fat Pig, cut off his Head, and chine him down the Back, and take out all the Bones, and Gristles; take care you don't cut the Skin; then lay it in Spring-water one Night, the next Morning dry it in Cloth, and cut each side afunder; season with Salt, whole Pepper, Nutmeg, and little beaten Mace, a little Sage, Rosemar and Limon-peel; rowl them up hard in Cloth, and the soufen Drink is Bran, Mi and Water; strain out the Bran, and skin off all the Fat, and let your Collars be cold before you put them in.

164. *To Collar Eels.*

Skin them and rip up their Bellies, and take out their Guts and Bones; then season them with Salt, Pepper, Nutmeg, Limon-peel and sweet Herbs, and rowl them

hard in course Tape; then put on a Pot of Water, so make your Pickle, and put in the Bones of your Eels, with Salt, Pepper, and a bunch of Herbs, three Bay-leaves, a Sprig of Rosemary, and boil them, but not too much; boil some Syder in the Pickle; and when you take them up tye them close, and hang them up to be cold; and when the Liquor is cold, skim off all the Fat, and put in the Collars; boil up the Pickle now and then, as you find occasion, and eat it with Oil and Vinegar beat up thick together, or the Juice of Limon, Pickles, or what you please.

THE PICKLES.

165. *To Pickle Melons, or great Cucumbers.*

Take the largest and Greenest Cucumbers; cut a piece in their Sides the length of your Cucumbers, take out their Seeds and drain them well; then put into them some Cloves, Mace, whole Pepper and Mustard-seed brui-fed a little; then peel three Cloves of Garlick, the same of Shalot, with some Ginger sliced thin, according to the quantity, and put in a little Salt; then lay the piece on again that you cut out, and tye it fast and close with Pack-thread; then put them into as much White-wine-vinegar as will cover them very well; and put in a good deal of made Mustard, and a Bay-leaf, with Salt, according to the quantity you make; let
 G 4 them

them lie in the cold Pickle nine Days: Then put them into a Brass-kettle, and set them over the Fire to Green; stove them down close, and let them have a boil or two; then take them off and stove them down very close, and let them stand to Green; then set them on again, and so do till they are very Green; then take them out, and boil up the Pickle, and pour it over them scalding-hot; then cover your Pot, and tye it down close with Leather: You may eat them next Day, or you may keep them a Year.

166. *To Pickle Wall-nuts.*

Take Wall-nuts when you can just thrust a Pin through them; then make a Pot of Water boil; take it off, let it cool a little; then put in your Wall-nuts, let them lie seven days; then make a Pot of Water boil, and put them in; let them boil a quarter of an Hour; then wipe them dry, and put them into as much White-wine-vinegar as will cover them two Inches above the Nuts; then put in Cloves, Mace, Nutmeg and Ginger, whole white Pepper, Mustard-seed bruised, seven Cloves of Garlick, the same of Shalot, according to the quantity you make, all peeled; a Nutmeg cut into quarters; put all these together, and let them stand in the cold Pickle nine Days; then pour the Pickle from them; boil it up and set it by to be cold; then put in your Nuts, and tye them
down

down close with Leather: set them by for use.

167. To Pickle French-beans.

Take French-beans when they are very young, top and tail them; put them into the best White-wine-vinegar, with Salt, and a little whole Pepper, a Race of Ginger, cut gross; let them lie in the cold Pickle nine Days; then boil your Pickle in a Brass Kettle, and put your Beans in, let them but just have a boil; then take them off the Fire, stowe them down close, set them by; then put them on again; so do six times, till they are as green as Grass; then put them into an Earthen-pot; tye it down close with Leather, and they will keep all the Year. The same way you may do Cucumbers, Parsly-stalks: and if they do change Colour, boil up the Pickle and pour over them scalding-hot.

168. To Pickle Cawly-flowers.

Take the whitest and closest Cawly-flowers; cut them the length of your Finger from the Stalks; then boil them in a Cloth, with half Milk and Water, don't boil them tender; then take them out carefully, and set them by to be cold; then take the best White-wine Vinegar, Cloves, Mace and Nutmeg, cut into quarters; a little whole white Pepper, and a Bay-leaf; so let these boil well

well in the Vinegar, and set them to be cold; then put in your Cawly-flowers, and in three Days they will be fit to eat. The same way pickle white Cabbage-stalks, young Turneps: pare them pretty thick, and cut them the bigness of Mushrooms.

169. *To Pickle Plumb-buds.*

Take Salt and Water, boil it together; then put in your Plumb-buds, and boil them not tender; then strain them from the Water, and let them be cold; then take what quantity you think fit of White-wine Vinegar, and boil it with two blades of Mace, and a little whole Pepper, then put them into the Pickle, and let them stand nine Days, then scald them in a Brass Kettle, six times, till they are as green as Grass; take care they are not soft; tye them down with Leather: The same way pickle Elder-buds, and they are very pretty.

170. *To Pickle Mushrooms.*

Take the Button-Mushrooms, wipe them clean with a piece of Flannel, and throw them into half Milk and half Water, then set on your Preserving-pan, with half Milk and Water, and when it boils put in your Mushrooms, and let them boil up quick for half a quarter of an Hour, then pour them into a Sieve, let them drain till they be cold; then make your Pickle of the best
White

White-wine Vinegar : put in Mace, Long-Pepper, a Race of Ginger boiled in it, and when it's enough, cut a Nutmeg into quarters, and put in it, and when it's enough, let it stand till it's cold, then put it into a Glafs, and pour a little of the best sweet Oil you can get to preserve them, tye it down with Leather : set it by for use.

Another excellent way to Pickle Mushrooms.

Put your Mushrooms into Water, and wash them with a Sponge, (put them in Water as you do them) then put Water and a little Salt, when it boils put in your Mushrooms, when they boil up skim them clean, and put them into cold Water, and a little Salt, let them stand twenty four Hours, and put the Water from them, and put them into White-wine Vinegar; and let them stand a Week; then take your Pickle from them, and boil it very well, put some whole Pepper, Cloves, Mace, and a little all Spice; when your Pickle is cold, put it to the Mushrooms, and keep them close stopt, or tyed with a Bladder to keep the Air from them, or else they will be apt to mother; if they do mother you must boil your Pickle again: If you please you may make your Pickle half White-wine.

171. *To Pickle Asparagus.*

Take a Hundred of the largest Asparagus, cut off the White at the Ends, and scrape them lightly to the Head, 'till they look green, wipe them with a Cloth, lay them in a broad Gally-pot, very even; throw over them two penny-worth of whole Cloves and Mace, a little Salt, put in as much White-wine Vinegar as will cover them well, for all Pickles do wast in standing: Let them lie in the cold Pickle nine Days, then pour the Pickle out into a Brass Kettle, and let it boil, then put them in, and stove them down very close, set them by a little, then set them over again 'till they are very green, take care they don't boil to be soft, then put them in a large Gally-pot, place them even: tye them down with Leather.

172. *To Pickle Samphire.*

Take Samphire, and pick it, and lay it into Salt and Water for two Days, then take it out and put it into a Brass-pot, and cover it with the best White-wine Vinegar very well, for it will waste mightily, having it over a slow Fire; cover it very close, let it hang 'till it's very green, and crisp, but not tender nor soft, then put it up, and tye it down close with Leather: The best time to do this in, is in the Month of *May*: then it's in high Season.

173. *To Pickle Barberries.*

Take Barberries, pick out some of the worst to make the Pickle look red; put in Bay-salt, and White-salt; to make it strong enough to bear an Egg; then strain the Liquor into the Pot you intend to keep them in; and when the Liquor is cold, put in the Barberries, with as much White-wine Vinegar as you think fit, with half a pound of brown Sugar, tye them down close with Leather: set them by for use.

174. *To keep Artichoke-bottoms.*

Take Artichokes and throw them into Salt and Water, for half a Day; then make a Pot of Water boil, and put in your Artichokes, and let them boil 'till you can just draw the Leaves from the Bottoms; then cut out the Bottoms very handsome, and smooth; then put them into a Pot with Salt, Pepper and Vinegar, a few Cloves, two Bay-leaves; then pour some melted Butter over them, enough to cover them, then tye it down close for use: Then put them into boiling Water, with a piece of Butter in the Water, to plump them: then use them as you please.

175. *To dry Artichoke-bottoms.*

Order them as the others; only instead of putting them into Pickles, lay them on Sieves; and

and set them in an Oven after Household-bread is drawn; so dry them well: When you use them put them into boiling Water, with a piece of Butter to plump them.

176. *To keep green Pease.*

Take young Pease, shell them, and put them in the Pot when it boils; let them have two or three boils; then spread a Cloth on your Table, and dry them very well in it; then have your Bottles ready dried, and fill them to the Necks, and pour over them melted Mutton-fat, and cork them down very close, that no Air can come to them; set them in your Cellar; and when you use them put them into boiling Water, with a spoonful of good Sugar, a good piece of Butter; and when they are enough drain them, and shake them up thick; at *Christmas* you may venture to eat them.

177. *To keep Goosberries.*

Take the largest *Dutch* Goosberries at full growth, before they change Colour; top and tail them, don't cut them too close; then put them into wide-mouthed Glass-bottles, which must be very dry; stop them down, and put them into a Kettle of cold Water; let it heat leisurely; and when you think the Goosberries are scalded thoroughly, take them out; and when they are cold, knock in the Corks, and seal them down close, that they

they take no Air: then make use of them for Tart, or what you please.

178. *Damsons* are done the same way, only you must put them into Stone-bottles; and if you put them into a great Pot, cover them over with clarified Mutton-fat; set them by for use.

179. *To Pickle Cucumbers.*

First wash your Cucumbers; then put them into a Rundlet with one End, and head it up close: Take Water and Salt and stir it together, 'till it will bear an Egg; then boil it and skim it very well, and put it into your Vessel boiling-hot, and so let it stand three Weeks: Then open the Head of your Vessel, and take out the Cucumbers clean from the Water, and put them into another Vessel. At the Bottom whereof lay some Dill, Fennel, and *Jamaica*-Pepper, and a little Allom, which will make them crisp; and strow some of these Ingredients among them; then head up your Vessel again; put in boiling Vinegar, and let them stand a Week: And if you find they are not Green enough, you must boil the Vinegar again; put it to 'em and stop your Vessel close.

180. *A very good Sauce for Roast Venison.*

Take one Glas of Claret, one Glas of fair Water, one Glas of Vinegar, one large Onion stuck full of Cloves, one Spoonful of whole Pepper, one of beaten Pepper, and one of Salt; boil all together with some Anchovies; strain the Liquor through a Sieve, and serve it up with the Venison.

Bills

Bills of FARE.

Proper for most Months in the Year.

JANUARY.

1.
 Raw-fish Soop.
 Mutton forced.
 Boiled Geese.
 Hanch of Venison roast.
 Frigacy of Rabbets.

2.
 Capons roast.
 Kidney-beans.
 Hanch of Venison roast.
 Frigasee of Rabbets.
 Butter'd Crabbs.

1.
 Geese Alamode.
 Boiled Mutton with
 Colly-flowers.
 Pigeon-pye.
 Roast Lamb.
 Pork Roast.

2.
 Rabbets Roast.
 Pease.
 Stewed Pippins.
 Potted Venison.
 Skirret Fritters.

FEBRUARY.

1.
 Scotch Collops.
 Lamb roast.
 Egg-pye.
 Mutton boiled.

Bacon Froise.
 2.
 Green Geese.
 Rasberry Cream.
 Rabbets roast.

H

Collar'd.

Collar'd-Beef, or Veal.

1.

Cold Ham.

Geese Alamode.

1.

Mutton boil'd.

Fibblets stewed.

Lamb-pye.

Veal Collops.

Veal roast.

Mutton roast.

Fibblets stewed.

Rice-Pudding.

2.

Beef boiled.

Three Chickens, three

2.

Rabbets roast.

Chicken and Rabbets
roast.

Pease.

Goosberry Tarts.

Codling-tart and Cream

Pease.

Cold Tongues.

Strawberries and Cream

Salmon boiled, and pic

Cold Salmon.

kled.

1.

1.

Brown Soop.

Pigeons and Bacon.

Large Dish of Fish.

White Frigasee of Chic-
ken.

Ragow of Veal.

Lamb roast.

Bread-Pudding.

Dish of boiled Puddings.

Leg of Mutton roast.

Boiled Pork.

2.

Eels spitchcockt wi

2.

Smelts.

Ducks roast.

Shourdens.

Apple-pye and Cream.

Herrings and Toasts.

Asparagus.

Sturgeon.

Chicken pye.

Butter'd Apple-pye.

Sturgeon.

M A R C H.

1.

Asparagus-Soop.

Boiled Veal and Baco

Apple-pudding.

Lam

Bills of FARE.

99

Lamb roast.	Lamb-stones,	Sweet-
2.	bread's,	Artichoke-
Pigeons roast.	bottoms ragoued.	
Omlot of Eggs.		
Oysters in Shells.	Turkeys and Marrow-	
Spinage-pasty.	bones.	
1.	Chicken Frigaseed.	
Griskins of Beef.	Stake-pye.	
Hogs-puddings.	Veal roast.	
Lamb in Joints.	2.	
2.	Roast Lamb.	
Rabbits and Chicken.	Pease.	
Colamongundy.	Wafers.	
Shred Vens.	Tarts.	

MAY, JUNE and JULY.

1.	Veal Cutlets.
Boiled Veal and Bacon.	Beef roast.
Lamb frigaseed.	Carrot-pudding.
Mutton roast.	2.
Chicken-pye.	Ducks roast.
Beef boiled.	Artichokes.
2.	Chickens roast.
Rabbits roast.	Cheese-cakes.
Chine of Salmon.	Collar'd-beef or Pig.
Goosberry-fool.	1.
Tarts.	Beef Royal.
Cold Tongues.	Pigeons and Bacon.
1.	Lamb-pye.
Pease-soop.	Roast Veal.
Leg of Mutton and Col-	Italian-pudding.
ly-flowers.	

2.
 Partridges roast.
 Kidney-beans.
 Craw-fish in Jelly.
 Pig's petty-toes.
 Collar'd-beef.
 1.
 A Pottage.
 Mutton boiled.
 Fruit-pudding.
 Phillet of Veal roast.
 2.
 Green Geese roast.
 Pease.
 Goosberry-Tart.
 Cold Tongue.
 1.
 Pike dress'd with Oysters.
 Bread-pudding.
 Mutton Cutlets.
 Shoulder of Veal stuf'd.
 2.
 Wild Pigeons.
 Petty Portoons.
 Pullets forced.
 Apple-pye.
 1.
 Pullets Pellone.
 Limon-pudding with
 Pan-cakes.
 Collops half larded.
 Mutton in Cutlets.

2.
 Lamb in Joints.
 Pease.
 Salmon or Gudins.
 Tansey with Fritters.
 1.
 Pullets Alamode.
 Carrot-pudding.
 Lamb-pye sweet.
 Mutton roast.
 2.
 Turkeys with Eggs.
 Morrels and Artichoke.
 Collar'd Pig.
 Almond-Tarts.
 1.
 Boiled Beef.
 Veal Cutlets.
 Mutton roast.
 Fruit-pudding.
 2.
 Ducks roast.
 Pease.
 Tongues.
 Cold Sallets.
 1.
 Pike roast.
 Mutton boiled.
 Potata-pye.
 A Phillet of Veal stuf'd.
 2.
 Chicken roast.

Mansey.
 Oysters in Shells.
 Potted Eels.
 1.
 Pottage with Rice.
 Almond-pudding.
 Green-fish with Eggs.
 Mutton roast.
 2.
 Turkeys stufft and lar-
 ded.
 Roast Sweet-breads.
 Collar'd Pig.
 Tart De-moy.
 1.
 Beef Alamode.
 Lamb Frigaseed.

Neck of Veal in Cut-
 lets.
 Mutton roast:
 2:
 Rabbits roast.
 Collar'd Beef.
 Eggs in Gravey.
 1.
 Pease-Soop.
 Salt-fish with Eggs.
 Breast of Veal collar'd.
 Pigeon-pye.
 2.
 Green Geese.
 Pan-cakes.
 Parsnijs Butter'd.
 Sturgeon.

AUGUST.

Pottage A-la-Rein.
 Partridge-pye.
 Pottage Sante.
 Fish.
 Fish.
 Geons marrownate.
 Turkey dob'd.
 Veal Cutlets ragon'd.
 Marrow-pudding.

Chine of Mutton and
 Collops.

Second Course.

Dish of Plates { Fowl.
 { Peach-fritters.
 { Mushrooms.
 { Tart.
 { Morrels.
 { Solamongundy.
 { Fowl.

To remove.
 Venison roast.

Soals.
 Craw-fish.

Oyster-loaves.
Sweet-breads.

Artichokes.
French-beans.

S E P T E M B E R.

1.
A Pottage.
Boiled Fish.
An Olive-Pudding.
Mutton roast.

2.
Roast Chicken.
Scarrots boiled.
Tart De-moy.
Calf's-liver larded.

1.
Calf's-head hashed.
Salmon boiled.
Lamb in Joints.
Marrow-pudding.

2.
Roast Geese.
Almond Puffs.
Rabbets roast.
Asparagus.

1.
Bacon and Chicken.
Lamb frigafeed with
Artichokes.

Petty of Sweet-breads
and Livers.
Mutton roast.

2.
Wood-cocks with Toasts
Marrow-pudding.
Spinage-Tarts.
Forced-Trouts.

1.
Lamb with Spinage
and Goosberries.
Bread-pudding.
Griskins of Beef.
Shoulder of Mutton.

2.
Pullets with Eggs.
Lapires.
Potted Partridge.
Almond-Tarts.

1.
Chicken and Rabbet
roast, and Calf's-head
hashed.

Asparagus.
Potted Eels.
Cheese-cakes.

2.
Beef Lorreine.
Turkeys boiled wi
Tarts.

etty Portoons.

Mutton Cutlets.

1.

Two Pullets stufft with Oysters.

Lamb in Joints.

Clary in Cakes.

Trotter-pye.

2.

Calf's-head hashed.

Petty of Pigeons.

Mutton Collops broil-
ed, or a Pig.

Roast-beef: This is to
be before the Chic-
ken and Rabbets.

OCTOBER.

1.

Cod's-head boiled.

Mutton boiled.

Pigeon-pye.

Pike roast.

2.

Lamb in Joints.

Ragou of Sweet-breads.

Stewed Pippins.

Potted Eels.

1.

Soop major.

Oatmeal-pudding re-
move.

Salmon petty, fresh
Carp.

Neck of Veal.

2.

Ducks or Partridges.

Oat-cakes fried.

Oysters scolloped.

Primrose-leaves Friga-
seed.

1.

Veal Ragoued.

Rabbets Frigaseed.

A Marrow-pudding.

Solamongundy.

2.

Turkeys with Eggs.

Oyster-loaves.

Potted Woodcocks.

Apple-pye.

1.

Pigeons boiled with
Bacon.

Limon-pudding.

Sheep's-Tongues Friga-
seed.

Beef boiled.

2.

Chicken roast.

A Tansy.

Roast Sweet-breads.

Potted Eels.

H 4

1. Foye

1.
 Forced Tongues.
 Boiled Fowls.
 Beef roast.
 Steak-pye.

2.
 Pigeons roast and lar-
 ded.
 Goosberry-tarts.
 Ragou of Lamb-stones.
 Potted Eels or Trouts.

1.
 Pike roast.
 Calf's-head boiled.
 Apple-pudding.
 Roast Tongues.

2.
 Lamb roast.
 Pan-cakes.
 Collar'd Beef.
 Sturgeon.

NOVEMBER.

1.
 Salmon boiled with
 Whittings.
 Rabbits Frigaseed.
 Filet of Veal roast.
 Pasty of Venison.
 Beans and Bacon.

2.
 Ducks roast.
 Chine of Salmon boiled
 with Fennel.
 Pease.
 Tongues.
 Black Caps.

1.
 Boiled Rabbits with
 Turnips.
 Veal Cutlets.
 Hanch of Venison roast.

Fruit-pudding.
 Beans and Bacon.
 2.
 Lamb roast.
 Artichokes.
 Butter'd Apple-pye.
 Sliced Tongues.
 Sturgeon.

1.
 Chicken and Goosberries.
 Lamb Frigaseed.
 Fawn roast.
 Pudding baked.
 Loin of Veal roast.

2.
 Rabbits roast.
 Asparagus.
 Tarts.
 Pan-cakes.

Collar'd Beef.

1.

Hog's-head boiled with
Chicken.

Leg of Mutton forced.

Loin of Veal roast.

Sweet Lamb-pye.

Frigasee of Rabbits.

2.

Green Geese.

A Hedge-hog.

Larks roast.

Neats-Tongues.

Sturgeon.

1.

Turkeys boiled with
Marrow-bones.

Frigasee of Trouts.

Loin of Veal roast.

Bacon Frigasee.

Mutton in Cutlets.

2.

Green Geese.

Roast Sweet-breads.

Pig's Petty-toes.

Cold Tongues.

Strawberries and

Cream.

D E C E M B E R.

1.

Lamb boiled with Spi-
nage.

Pasty of Venison.

Marrow-pudding.

Fiblet-pye.

Roast Mutton.

2.

Turkeys roast.

Tansy.

Pease.

Cold Tongues.

Strawberries and

Cream.

1.

Veal Ragoued.

Mutton boiled.

Beef roast.

Orange-pudding.

Chicken Frigasee.

2.

Lamb roast.

Solamongundy.

Rabbits roast.

Goosberry-fool.

Sturgeon.

1.

A Pottage.

Lamb forced remove.

Pike roast, Westphalia-

Ham.

Lamb-pye and Pigeons.

Mutton

Mutton roast.

2.

*Ducks roast.**Cheese-cakes.**Pease.**Rabbets roast.**Lobsters and Crabs.*

1.

*Lamb's-neck Alamode.**Leg of Veal and Bacon.**Spinage-pudding.**Griskins of Mutton.**Sallets of Pickles.*

2.

*Roast Lamb.**Kidney-Tarts.**Veal Collar'd.**Rabbets roast.**Custards in Pots.*

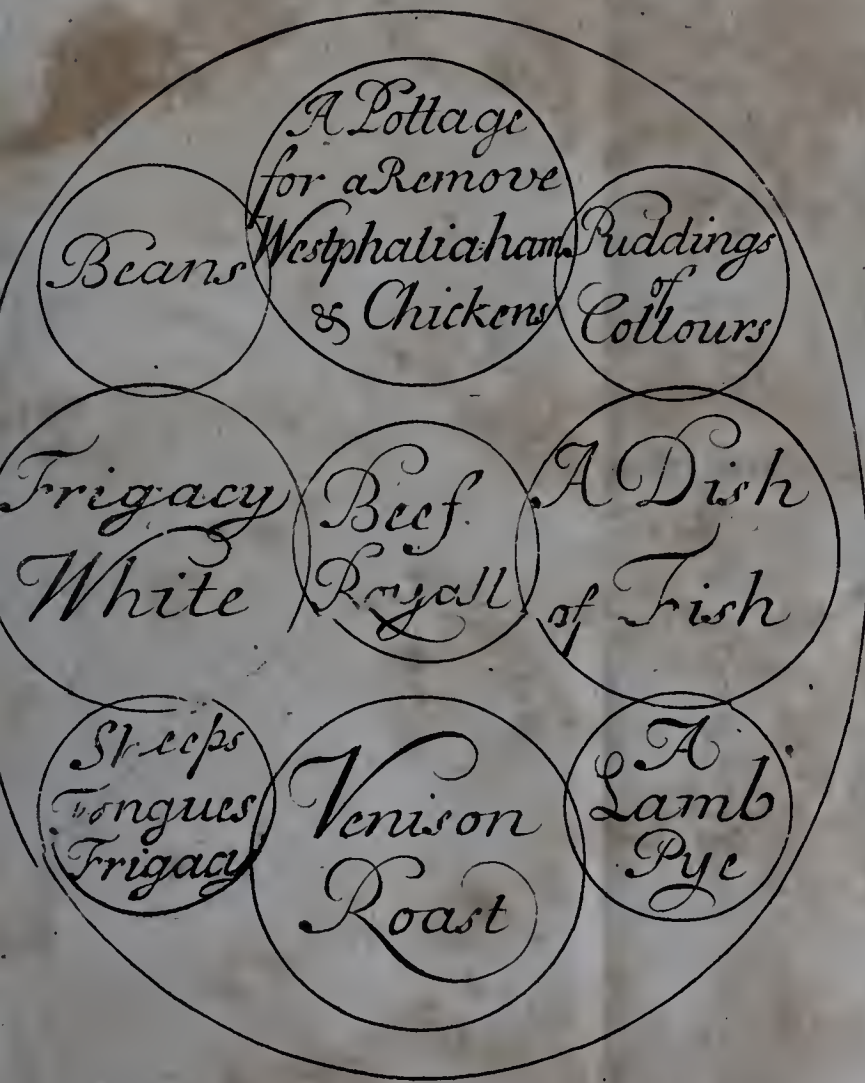
1.

*Mutton stewed.**Lamb's-head boiled.**Veal roast.**Rabbets Frigaseed.**Beef boiled.*

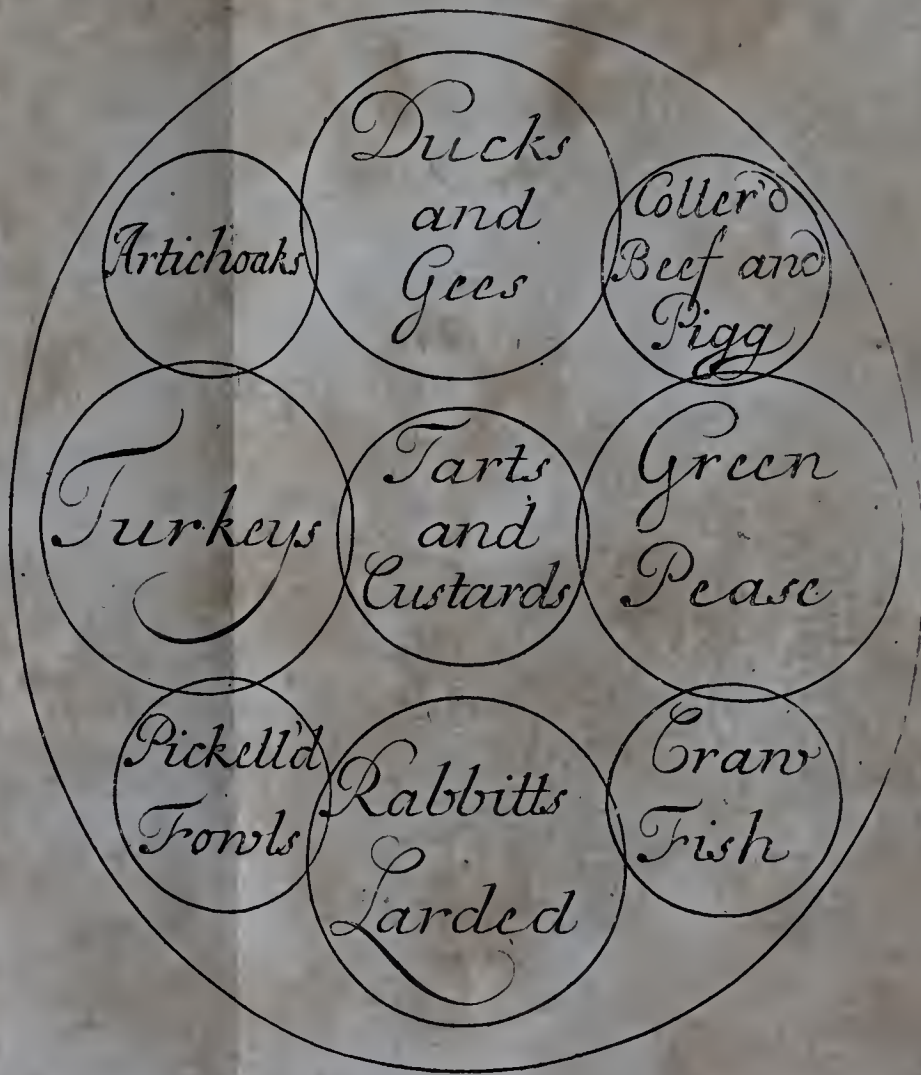
2.

*Chickens roast.**Apple-fritters.**Potted-beef.**Roast Lamb.**Solamongundy.*

First Course



Second Course



First Course



Second Course



1875

1875

1875

1875

1875

1875

1875

1. *How to make a good stiff Cake.*

TAKE a quarter of a Peck of Flour dry'd in an Oven; put into it a little Cloves, Mace, Nutmeg and Salt; then wet it with one pound of Butter, one pint of Cream; melt it together; beat it very well with a pint of Barm, ten Eggs, leave out half the Whites, a Glass of Sack, a little Rose-water; mix it up very soft; then lay it by the Fire to rise; then work in three pound of Currans, four Ounces of Orange-peel, and Citron candied, three pound of Sugar; bake it in a Hoop, and paper the Hoop, and Butter the Paper before it goes into the Oven; Ice it over with three Whites of Eggs; froth it with a Rosemary-sprig; put in half a pound of Sugar beaten in a Mortar; just set it into the Oven again to harden.

2. *How to make Shrewsbury-cakes.*

Take two pound of Sugar, two pound of Flour, a few Carraway-seeds; take good sweet Butter; beat it with your Hand 'till it becomes like Cream, a very little Barm; mix it like a Paste, and make it into little thin Cakes: they will bake in a quarter of an Hour.

3. *How*

3. *How to make a good Seed-cake.*

Take a quarter of a Peck of Flour, two pound of Butter beaten to a Cream, a pound and three quarters of fine Sugar, one Ounce of Carraway-seeds, three Ounces of candied Orange-peel and Citron, ten Eggs, leave out half the Whites, a little Rose-water, a Glass of Sack, a little Cloves, Mace and Nutmeg, a little new Barm, and half a pint of Cream; mix it up and lay it by the Fire to rise; then bake it in a Hoop, and Butter your Paper: When it is baked, Ice it over with Whites of Eggs, and Sugar, and set it in again to harden.

4. *How to make very good Cakes.*

Take half a Peck of fine Flour, five pound of Currans, one pound of Carraway-Comfits, half a pound of Marmalade of Oranges, a dozen Eggs, leave out half the Whites, one pound of Butter, half a pint of Sack, a little Rose-water, Cloves, Mace and Nutmeg; mould them together with a little new Ale-yeast, and as much Cream as will make them up into Cakes; then Ice them with Sugar and Whites of Eggs, and bake them in a gentle Oven.

5. *How to make Fumbals.*

Take a pound of fine Flour, and as much white Sugar; mix them into a Paste with
the

the beaten Whites of Eggs ; put to the Paste a pound of blanched Almonds well beaten, and half a pound of sweet Butter ; add half a pint of Cream, and so mould it all well together, with a little Rose-water ; shape them into Forms, and bake them in a gentle Oven.

6. *How to make Macaroons.*

Take one pound of white Sugar, one pound of blanched Almonds, and a little Rose-water ; beat them in a Mortar ; put in a little Flour, and put it in a Pewter-dish over a Chafing-dish of Coals ; stir them 'till they come clear from the Dish ; put in a Grain of Musk ; then lay them on Buttered Papers, longish : Ice them over with Loaf-sugar.

7. *How to make Bisket-drops.*

Take one pound of Sugar, four Yolks of Eggs, and two Whites, a little Sack, and beat it well together one Hour ; and when the Oven is ready put in a few Seeds, and one pound of Flour, and beat them well together ; then Butter Paper and drop it on ; then put them in a gentle Oven, and as you set, Ice them with fine Sugar.

8. *How to make Biskets.*

Take one pound of fine Sugar, eight Eggs, some Sack, a little Rose-water ; beat them one Hour 'till the Oven is ready ; put in one
pound

pound of Flour, and half an Ounce of Coriander-seeds; beat it well together; Butter your Pans, and put it into the Oven half an Hour; then turn it, and brush it over the Top with a little of the Eggs, and Sugar, that you must leave out at first, and set it in again a quarter of an Hour.

9. *How to make very good Ginger-bread.*

Take three quarts of Flour, two pound of Threacle, half a pound of Sugar, two Ounces of candied Orange-peel, and Limon, one Ounce of Ginger and new Spice together: Mix these all together as stiff as it can well be made; bake it in an Oven with white Bread.

10. *How to make French-bread:*

Take one quart of Flour, three Eggs, a little Barm, and a little Butter; mix them with the Flour very light, with a little new Milk warm'd; then lay it by the Fire to rise; then make it into little Loaves; flour it very well, and bake it in a quick Oven.

11. *To make Quiddany of Plumbs, Apples, Quinces, or any other Fruits.*

Take a Quart of the Liquor of preserved Fruit, and add a Pound of the Fruit raw, separated from the Stone, Rind or Core; boil it up with a Pound of Sugar, 'till it will stand upon a Knife-point like a Gelly.

12. *To*

12. *To make a Conserve for Tarts of any Fruit that will keep all the Year.*

Take the Fruit you intend to keep, peel off the Rind, and remove the Stone or Core; then put 'em into a Pot, and bake them with a small quantity of Water and Sugar; being baked, strain them through a strong Cloth; and adding Cinnamon, Sugar and Mace very finely searced; boil them on a gentle Fire 'till they become as thick as a Gelly; and then put them up in Pots or Glasses stopp'd close, and they will have their proper Taste at any time.

13. *How to preserve Medlars.*

Take the Fruit and scald in fair Water, 'till the Skin may be easily taken off; then stone them at the head, and add to each Pound a Pound of Sugar, and let them boil 'till the Liquor become ropy, at that time take them off, and set them by for your Use.

14. *To make Sweet-meats of any Apples.*

Make your Jelly of those that are most soft and pleasant; then cutting other Apples round-ways, put them into a Glass or Pot, and let them stand six Days; then boil them with the Addition of a quarter of a Pound of Sugar to a Pound of Liquor, not breaking, but seasoning them farther with the Juice of Limons, Oranges, Cloves, Mace, and perfuming them with a Grain of Musk.

15. *How*

15. *How to preserve Mulberries.*

Strain two quarts of the Juice of Mulberries, and add to it a Pound and half of Sugar; boil them together over a gentle Fire, 'till they become in a manner a Syrup; then put it into three Quarts of Mulberries, not over ripe; and after they have had one boil take them out, and put them together with the Liquor into an Earthen-vessel; stop them close, and keep them for your Use.

16. *How to preserve Goosberries.*

Take them before they be over ripe: cut off their Stalks, and Tops: and if you have leisure, stone them: then laying in a Earthen-vessel a Layer of Sugar, lay upon it a Layer of Goosberries, and so do between every Lay, 'till your Vessel is almost full; then add about a pint of Water to six pound of Goosberries; and the Goosberries having before been scalded, set them in this manner over a gentle Fire, and let the Sugar melt; when being boiled up, you must stop them up for your Use.

17. *To preserve Cherries.*

Take your Cherries when they are in the prime, and scattering some Sugar and Rose-water in the bottom of your Preserving-pan, put them in by Degrees, still casting in your Sugar, remembering you put an equal weight
of

of either ; and being set on a quick Fire, you may add a Pint of White-wine if you would have them plump, and when you find the Syrup boiled up sufficiently ; take them off, and put them into your Gally-pots for Use.

18. *To preserve green walnuts.*

Observe to gather them on a dry Day before they have any hard Shell ; boil them in fair Water, 'till they have lost their bitterness ; then put them in cold Water, and peel off their Rind, and lay them in your preserving-pan, with a Layer of Sugar to the weight of the Nuts, and as much Water as will wet it ; so boil them up over a gentle Fire, and again being cooled do it a second time, and put them by for your use ; this way Nutmegs, when in their Green Husks, are preserved.

19. *How to preserve Apricocks.*

Observe when they are moderately ripe, to pare and stone them, laying them a Night in your Preserving-pan amongst Sugar, it being laid in Lays : and in the Morning put a small quantity of fair Water or White-wine, and set them on Embers, and by increasing a gentle Fire melt the Sugar : when being a little scalded take them off, and letting them cool set them on again, and boil them up softly 'till they are tender and well coloured, at that time take them off : and when they
I are

are cool put them up in Glassees or Pots for your Use.

20. *To preserve Green Pippins.*

Observe to gather them on a dry Day, before they are too ripe, chusing the Greenest; pare them, and boil 'em in Water 'till they are exceeding soft; then take out the Cores, and mingle the Pulp with the Water, ten Pippins, and two pound of Sugar, being sufficient to boil up a Bottle of Water; and when it is boiled to a thickness, put in the Pippins you intend to preserve, and let them boil 'till they contract a Greener Colour than natural; and in this manner you may preserve Plumbs, Peaches, Quinces, or any thing of that kind, that you have a desire to have green and pleasant.

21. *How to preserve Barberries.*

Observe you gather the fairest Bunches, in a dry Day, and boil several Bunches in a Pot of Claret 'till they are soft: Strain them, then add six pound of Sugar, and a quart of Water; boil them up to a Syrup and put your Barberries scalded into the Liquor, and they will keep all the Year round.

22. *How to preserve Pears.*

Observe that you gather them that are sound, not over ripe, and lay at the Bottom of an Earthen-pan a Laying of Vine-leaves
lay

ay another Laying of Pears upon them, and so do 'till the Pot is full; then to a Pound of Pears; add half a Pound of Sugar, and as much fair Water as will dissolve it over a gentle Fire, where suffering them to boil 'till they are somewhat soft; then set them by for Use.

23. *To preserve black Cherries.*

Pluck off the Stalks of about a Pound; boil them in Sugar and fair Water, 'till they become thick like a Pulp; then put in your other Cherries with Stalks, remembring you put half a Pound of Sugar to every Pound of Cherries; when finding the Sugar to be boiled up to that thickness, that it will rope, take them off and set them by, using them as you see convenient.

24. *To preserve Eringo Roots.*

Take of the Roots that are fair, two Pound, wash and cleanse them; then boil them over gentle Fire very tender; after that, peel off the outmost Rind, but beware of breaking them; after they have lain a while in cold Water, put them into your Sugar boil'd up to a Syrup; allowing to each Pound of Sugar three quarters of a Pound of Roots; which boiling a short time over a gentle Fire, you may set by to cool, and then put them by for Use.

25. *To conserve or keep any sort of Flowers, as Roses, Violets, Cowslips, Gilly-flowers, and such.*

Take your Flowers well blown, and clean pick'd; bruise them very small in a Mortar, with three times the weight of Sugar; after which take them out and put them into a Pipkin; and having thoroughly heated them over the Fire, put the Conserves up in Gally-pots for Use.

26. *To conserve Straw-berries.*

Strain them being first boiled in fair Water, and boil the Pulp in White-wine and Sugar, as much as is convenient to make them stiff; and thus you may conserve any sort of Fruit; the difference not being great between this, and making Fruit-paste; of which I shall speak hereafter.

27. *How to candy Ginger.*

Take the fairest Pieces, pare off the Rind, and lay them in Water twenty four Hours; and having boiled Double-refined Sugar to the height of Sugar again; when it begins to be cold put in your Ginger, and stir it till it is hard to the Pan; Then taking it out piece by piece, lying it by the Fire; and afterwards put it into a warm Pan, and tie it up close, and the Candy will be firm.

28. *To candy Cherries.*

Take them before they are full ripe, stone them; and having boiled your fine Sugar to a height, pour it on them gently, moving them; and so let them stand 'till almost cold, and then take 'em out and dry 'em by the Fire.

29. *To candy Elicampane-roots.*

Take them from the Syrup in which they have been preserved and dry them with a Cloth; and for every Pound of Roots, take a Pound and three quarters of Sugar; boil it to a height, and dip your Roots into it, when hot, and they will take it well.

30. *To candy Barberries.*

You must take them out of the preserve, and wash off the Syrup in warm Water; then sift fine Sugar on them, and put them in an Oven, or over a Stove to dry them, stirring or moving them the mean while, and casting more Sugar upon 'em, till they are dry.

31. *To candy Grapes.*

You must take them after they are preserved, and use them as the former.

32. *To candy Eringo-Roots.*

Take the Roots pared and boiled to a convenient softness, and to each Pound add two Pound of fine Sugar; clarify it with Whites of Eggs, that it may be transparent; and

being boiled to a height dip in your Roots, two or three at once ; and afterwards dry in an Oven, or Stove, for your use : And in this fashion you may candy any thing, as Fruit or Roots, to which candying is proper ; and as for Flowers which that way are pleasant, and ornamental, you candy them after the following manner with their Stalks and Leaves. Take your various sorts of Flowers, cut the Stalks if they are very long, somewhat shorter ; and having added about eight spoonfuls of Rose-water to a Pound of white Sugar, boil it to a Clearness ; and as it begins to grow stiff and cool, dip your Flowers into it ; and take them out presently, lay them one by one in a Sieve, and hold it over a Stove, and they will dry and harden.

33. *To dry Plumbs, Pears, Apples, Grapes, or the like.*

You must first preserve them ; then wash or wipe them ; after which set them upon Tin-plates in a Stove, or for want of it an Oven, not too hot, and turn them as you see occasion ; observing ever to let them have their Stalks on.

34. *To make each sort of Comfits, vulgarly called covering Seeds with Sugar.*

You must provide a Pan of Brass or Tin to a good Depth, made with Ears to hang over a Chafing-dish of Coals with a Ladle,
and

and slice of the same Metal ; then cleanse your Seeds from Dross, and take the finest Sugar well beaten ; put to each quarter of a Pound of Seeds two Pound of Sugar, the Seeds being first dried, and your Sugar melted in this order ; put into the Pan three Pound of Sugar, adding a Pint of Spring-water, stirring it 'till it be moistened, suffering it to boil, and so from your Ladle let it drop upon the Seeds, and keep the Bason wherein they are continually moving, and between every Coat rub and dry them as well as may be ; and when they have taken up the Sugar, and by Motion are rolled into order ; dry them in an Oven, or before the Fire, and they will be hard and white.

35. *To make artificial Oranges and Limons.*

Take Moulds of Alabaster made in three Pieces ; bind two of them together, and let them lie in the Water an Hour or two, boiling to an height, in the mean time as much Sugar as will fill them ; the which being poured into the Mould, and the Lid put quickly on it, by suddenly turning, it will be hollow ; and so in this Case to the Colour of the Fruit you cast, you must Colour your Sugar in boiling it.

36. *To make Marmalade of Oranges.*

Pare your Oranges as thin as may be, and let them boil 'till they are soft in two or three Waters ; then take double the number

of good Pippins ; divide them and take out the Core ; boil them to a Pap without losing their Colour ; strain the Pulp, and put a Pound of Sugar to every Pint ; then take out the Pulp of the Oranges, and cut the Peel, and boil it 'till it is very soft ; bruise it in the Juice of three Limons, and boil it up to a thickness with your Apple-pap, and half a Pint of Rose-water.

37. *To make Marmalade of Grapes.*

Take the ripest Grapes gathered in a dry Day ; spread them upon a Table where the Air and the Sun may come at them ; after which take from 'em the Stalks and Seeds, boiling the Husk, and Pulp, or Juice in a Pan, with often skimming, whilst it is reduced to a third Part ; and then let the heat be gentle, and when you find it thickned, strain it through a Sieve, and boiling it once more, add a small quantity of fine Sugar, or the Powder of white Sugar-candy, and so put up into Pots, covered with Paper for Use.

38. *To make Paste of Cherries.*

Boil the Cherries 'till they come to be very soft, and strain the Pulp through a fine Sieve, and add a Pound of Sugar to a Pint ; stiffen it with Apple-pap, and boil it up to a height ; then spread it upon Plates and dry it.

39. *To make Honey of Mulberries.*

Take the Juice of Black Mulberries, and add to a Pound and half of their Juice two Pound of clarified Honey, and boil them up, with often skimming, 'till one Part be consumed.

40. *To make Jelly of Quinces, Currans, or Gooseberries.*

Take the Fruit and press out the Juice, clarify it, and add to each Quart a Pound of Sugar clarified, and boiled up to Candy-height; then boil them, add a Pint of White-wine, wherein an Ounce of Cherry-tree or Plumb-tree-Gum has been dissolved, and it will make it perfect Jelly.

41. *To make Limon-cakes.*

Take fine Sugar half a Pound to two Ounces of the Juice of Limon, and the like quantity of Rose-water; boil them up 'till they become like a Sugar; then grate into 'em the Rind of hard Limons; and having well incorporated them, put them up for use in Glassess or Pots being cold, and cover them with Paper.

42. *To make red Quince-cakes.*

Take the Syrup of Quinces and Barberries of each a Quart; cut into it about twelve Ounces free from Rind and Cores; boil them 'till they are very soft; then strain the Pulp or Liquor part, and boil it up with six Pound
of

of Sugar, 'till it be candy-proof; then take it out and lay it upon Plates, as thin as you think convenient, to cool.

43. *Clear or transparent Quince-cakes are made thus.*

Take a Pint of the Syrup of Quinces, and a Quart of that of Barberries; boil and clarify them over a gentle Fire, keeping them free from skum; then add a Pound and half of Sugar to the Juice, candying as much more; and putting it in hot, and so keeping it stirring 'till it be near cold, at that time spread, and cut it into Cakes as the former.

44. *To make Marmalade the Italian Fashion.*

Take about thirty Quinces, pare them, take out their Cores, and put to them a Quart of Water, and two Pound of Sugar; boil them 'till they are soft; then strain the Juice and the Pulp, and boil them up with four Pound of Sugar 'till they are become sufficient thick.

45. *To make White Quince-cakes.*

Clarify your Sugar with Whites of Eggs, putting to two Pound, a quarter of a Pint of Water; which being boiled up add dry Sugar, and heighten it to a Candy; then the Quinces being pared, cored and scalded, beat to Pulp, and put them into the boiling Sugar, not suffering them to boil long before you

you take them off, and lay them on Plates to dry.

46. *How to make a Leach of Almonds.*

Take half a pound of Almonds blanched, beat them in a Mortar, and add a Pint of new Milk, and strain them; add two Spoonful of Rose-water, and a Grain of Musk, with half an Ounce of the whitest Ising-glass, and strain them a second time for your Use.

47. *To make one sort of Macarooms.*

Blanch a convenient Quantity of Almonds, by putting them into hot Water; beat them fine in a Mortar, strewing on them fine Sugar as you beat them; and when they are well mixed, add the Whites of Eggs and Rose-water; and when they are of a convenient Thickness, drop them off Wafers laid on Tin-plates, and bake them in a gentle Oven.

48. *To make an Almond Syllabub:*

Take new Milk a Gallon, the Flour of Sweet Almonds half a Pound, a little Rose-water, two Ounces of Lime-juice; half a Pint of the Juice of Strawberries, and a Quart of Canary-wine, with two Pound of Sugar; beat them, and stir them together 'till they froth, and become of a pleasing Colour.

49. *How*

49. *How to dish up a Dish of Fruits with preserved Flowers.*

Take a large Dish, cover it with another of the same bigness, and place the uppermost over with Paste of Almonds, inlaid with red, white, blew, green Marmalade in the Figure of Flowers and Banks; then take the Branches of candied Flowers, and fix them upright in order, and upon little Bushes erected, and covered with Paste: Fix your preserved and candied Cherries, Plumbs, Pease, Apples, Gooseberries, Currans and the like, each in their proper Place; and for Leaves you may use coloured Paste or Wax, Parchment or Horn; and this especially in Winter will be very proper.

50. *A Perfume to perfume any Sorts of Confections.*

Take Musk, the like quantity of Oil of Nutmeg; infuse in them Rose-water, and with it sprinkle your Banqueting-preparatives, and the Scent will be as pleasing as the Taste.

51. *To make Curd-cakes.*

Take a Pint of Curds, four Eggs, leaving two of the Whites out; add Sugar, and grated Nutmeg, with a little Flour: Mix them together, and drop them like Fritters in a Frying-pan, in which Butter is hot.

52. To make Orange-Butter.

Take new Cream, two Gallons; beat it up to a Thickness; then add half a Pint of Orange-flower-water, and as much Red-wine; and so being become the Thickness of Butter, it retains both the Colour and Scent of Orange.

53. How to make an Excellent Junket.

Take new Milk warm; then add Runnet, and let it cool; then strow on it Cinnamon and Sugar, over that cast Cream, and strow Sugar upon the Cream with Rose-water.

54. To make a whipp'd Syllabub.

Take a Pint of Cream, six spoonful of Sack, the Whites of two Eggs, three Ounces of fine Sugar, and with a Birch-twigg beat it 'till it froth well; skim it and put it into your Syllabub-glasses.

55. To make Curran-Cream.

Bruise old Currans in boiled Cream; strain them thorough a Sieve; add Sugar and Cinnamon, and so serve it up; and so you may do by Rasberries or Strawberries.

56. To make Goosberry-Cream.

Let your Goosberries be boiled; or for want of Green ones, your preserv'd ones will do: And when your Cream is boiled up, put them in, adding Cinnamon, Mace and Nutmeg; then boil them in the Cream, and strain all thorough a Cloth, and serve it up with Sugar and Rose-water.

57. To

57. *To make Sage-Cream.*

Take a Quart of Cream, boil it well; then add a Quarter of a Pint of Red-sage-juice; half as much Rose-water, and as much Sack; half a pound of Sugar, and it will be an Excellent Dish; and thus you may use it with any sweet Herbs, which are pleasant and healthful.

58. *To make Syrup of Barberries.*

Take your Barberries picked from the Stalks; boil them to a Pulp; then strain and rarifie the Juice; then boil it up, being six Pound, with six Pound of fine Sugar into a Syrup; and if you find that it will not thicken it sufficiently, you may add more Sugar.

59. *Marmalade of Prunes, Raisins, Currans: how to make it of an Amber-colour.*

Take your Fruit and keep them in a proportionable Quantity of Water; 'till by being over a gentle Fire, they become soft and pulpy; then stone the Prunes or Raisins, and put them into as much Canary as will wet them: After that press out the Pulp, and boil it up with some Slices of Quinces; then strain it again, and put to each Pound half a Pound of Sugar, and half a Pound of brown Sugar-candy in Powder, and so put in the Pulp well mixed and sprinkle Rose-water into a Gally-pot glazed; dry it a little in an Oven or Stove, and keep it for your Use.

60. *How to make an extraordinary good
Sack-posset.*

Take fifteen Eggs, Whites and Yolks ; beat them very well, and strain them ; then take three quarters of a pound of Six-penny Sugar, and a Pint of Sack ; put all together in a Bason, and set it over a Charcoal-fire, and keep it stirring 'till it be scalding-hot, set a quart of Milk over the Fire with some pieces of Nutmeg, and let it boil : When your Eggs are scalding-hot pour in your Milk, hold your Skillet very high, and pour it in, stirring it all the while ; then take it off the Charcoal, and cover the Bason with a Dish very close, and set it by the Fire-side for half an Hour.

61. *An Excellent Receipt for making El-
der Wine.*

Take five Gallons of Water, and twenty Pounds of *Malago*--Raisins ; pick them from the Stalks, rub them clean, and shred them small : Boil the Water an Hour, and then pour it upon the Raisins, and let it stand ten Days in a Tub, stirring it now and then ; then strain it through a coarse Sieve. To five Gallons of that Liquor, put four Pints of Elder-juice, the Berries being first put into a Pot, and set in a Kettle of boiling Water. The Liquor being strained, and the Juice being cold put it together, and turn it into a Vessel, and let it work ; then bung
it

it up cloſe, and let it ſtand 'till 'tis fine, and then bottle it off.

62. *How to make very good Vinegar.*

Take Spring-water what quantity you pleaſe, put it into a Veſſel or Stone-bottle, and to every Gallon put two Pounds of Malago-Raiſins, lay a Tile over the Bung, and ſet the Veſſel in the Sun 'till it be fit for uſe. If you put your Water and Raiſins into a Stone-bottle; you may ſet it in the Chimney-corner, near the Fire, for a convenient time, and it will do as well as if ſet in the Sun.

63. *How to make an Excellent Mouth-water.*

Take Honey-fuckle-leaves, Columbine-leaves, Strawberry-leaves, Violet-leaves, Bramble-leaves, Plantain-leaves unſet, Hyſop and Cinquefoil leaves, one handful of each; boil the ſame in three Pints of Spring-water 'till it comes to a quart: Then put in a piece of Roach-alum and Honey as much as you think fit; you muſt take ſome of the boiled Water, and diſſolve the Alum and Honey in it, and then mix all together: This will cure a Canker, or any ſuch Sore-mouth.

Additions.

ADDITIONS.

A Bisque of Fish.

TAKE what Fresh-fish you please and clean it very well; then steep it in White-wine and Vinegar, whole Spice, some whole Onions, sweet Herbs ty'd up, one Limon shred, a handful of Salt; cover the Fish almost with Ingredients; let it steep an hour, then have ready boiling a thing of fair Water, then put in your Fish with the Ingredients on the fire, and when it is about half enough, put in the boiling Water to it, and this way will make the Fish much firmer than the old way; then fry some of the other in hot Liquor; then a rich Sauce made with Oysters, Shrimps, Mushrooms, two Anchovies, Capers, a bundle of sweet Herbs, two whole Onions, one stuck with Cloves, Horse-radish scrap'd, Nutmeg, the Juice of a Limon, the Yolks of two Eggs; mix all these together with two Pound of Butter, and draw it up very thick, then Dish your
 K Fish

Fish on Sippets, and run over your Sauces; Garnish your fry'd Fish with Parsly, Horseradish, and cut Limon, and serve it up hot: Thus you may do all fresh Fish.

Oysters Grill'd in Shells.

Sit and Beard them, season them lightly with Pepper, Salt, and minc'd Parsly; Butter the Scollop-shells very well; then when your Fish or Oysters are neatly laid in, put in your Oysters Liquor and Grated Bread to cover them, boil them half an hour, and brown them with a broad red hot Iron, or Fire-shovel; you may Garnish any Dish of Fish with these, or serve them singly. Shrimps are Grill'd the same way; and they are very good upon my word.

To make a Quaking Pudding.

Take a Quart of Cream, and twelve Eggs, but force the Whites of them, beat them with a spoonful of Flour and Grated Bread as thick as for Rice-Custards; season it with Rosewater, Nutmeg and Sugar; you must Butter the Cloth very thick, or else it will run out; the Pot must boil before you put it in, a Pudding of a Quart must boil two hours, but if it be but a Pint it must boil one hour.

To pickle Mushrooms white.

Gather your Mushrooms when little Buttons in the Morning; wash them, and rub them clean with a piece of Flannel in clean Water, and as you rub them put them in more clean Water; then boil them in fair Water, with a little Salt for half an hour; and then strain them through a Colander clean from the Water; and let them stand till they are cold; and for your Pickle, take Vinegar, Salt, whole white Pepper, some Blades of Mace, and about two Nutmegs sliced, and boil 'em for half an hour, and when it is cold, then put your Mushrooms into the Pickle, and keep them close.

To Pickle Cucumbers for present Eating.

Wash your Cucumbers clean, and dry them in a Cloth; then take some Water and Vinegar, Salt, Fennel-tops, and Dill-tops, with a little Mace, make it Salt enough, and sharp enough to the Taste; boil it a while, then take it off, and let it stand 'till it 'tis cold; then put in your Cucumbers, clap a Board upon them to keep them down, and tye them up close; they will be fit to eat in a Weeks time.

To make a Beef-Tansy.

Take seven Eggs, putting out two Whites; put to them a full Pint of Cream, a little

Nutmeg, and a few sweet Herbs, as Time, sweet Marjoram, Parsly, Strawberry-leaves, shred them very small, then take boil'd Beef minc'd very small, a full Plate of White-Bread Grated, mix them all together, and fry them as you do other Tansies, not too Brown.

To make an Orange-Pudding.

Take the Peel of a large China-Orange, mince it exceeding small, and Pound it in a Mortar; then take the Yolks of sixteen Eggs well beat with a little Rose-water, and put to it a little more than half a Pound of Sugar, and as much Butter being melted, and season it with a little Nutmeg, and put it in a Dish being covered with Puff-paste, and lay Puff-paste over it, and garnish it in what form you please.

To Collar a Breast of Veal.

Take a large fat Breast of Veal, and bone it, season it with a little of all sorts of Spice, a little Salt, a little Limon-peel minc'd small; take two or three Sprigs of Time, with as much of sweet Marjoram stript and sliced very small, and strow it thin all over the Veal; be sure to put both the Sweet-breads in, and rowl it hard, and tye it with coarse Tape; so Bake it.

To Pickle Barberries.

Take your Barberries after they are pickled, and take your shatter'd Barberries and oil them in Water and Salt almost strong enough to bear an Egg; let it boil half an hour, and when it's cold put in your other Barberries, and stop them close.

To Pickle Ashen-Keys.

Take them when they are very tender, and Parboil them in a little fair Water, then take half a Pint of White-wine, and a quarter of a Pint of Vinegar, the Juice of a Lemon, and a little Bay-salt, and when it is cool'd and cold put your Ashen-Keys into your Pickle; keep them from the Air.

Sause for Wild Ducks.

Take a little handful of Sage, one large Onion shred very small, season it with a little Salt, and rowl them up with Butter into Balls, then put them in the Ducks, and roast them; then take half a Pint of Claret, and it dissolve two Anchovies; then take half as much Butter as Wine, then thicken them with the Yolks of two Eggs, then put your Ducks in your Dish, and pour your Sause through them, and pull out your Balls; so serve them up.

To Soufe a Pike.

Boil your Pike with as much Water as will cover it, together with a handful of Bay leaves, and as much Cloves and Mace as you think fit; boil it 'till it is so tender that you may run a Straw through it; take it up and put into the Broth White-wine and Vinegar and an Anchovy; when your Pike is cold put in the Soufe; it will Jelly to keep it long.

To make a good Cake.

Take half a Peck of Flour, two Pound of Butter, break your Butter very small into your Flour, take four Nutmegs, half an Ounce of Cinnamon, six Eggs, leave out four of the Whites, half a Pound of Sugar, half a Pint of Sack, and a Pint of Ale-yeast, mix all these together with a little Salt, put all this through a Strainer, with as much boiling hot Milk as will make your Paste very light; let it lie after you have made it a quarter of an hour before the fire, then take five Pound of Currans well dried, work them into your Paste, then rowl out a piece of Paste for the bottom, then pour on your Cake, for the Paste must be so fast that you cannot mould it, so that you must put it into the Oven as soon as it is made; then for Candy, take your Whites of Eggs that you had out of your Cake, and two or three Spoonfuls of Rose-water, and a pretty dea

of sifted Sugar; beat it in a Stone-mortar half an hour, so that you may take a Feather and Ice it over as thick as you can; set it into the Oven again to harden a little, and so take it out.

To make a Carraway-Cake fine.

Take three Pound of Flour well dried, put in it a Nutmeg Grated, ten Blades of large Mace, finely beaten, also ten Cloves beaten, and a little Salt, then rib in a Pound of Butter, and put in a Pint of Ale-yeast, a Pint of Cream warmed, four Eggs, but two Whites, beat them with two spoonfuls of Sack, and as much Rose-water, mingle it together, and handle it as little as may be, and set it before the fire to rise for half an hour, then break it and mingle in it a Pound of smooth Carraway-Comfits; put it in a Hoop, and let it stand three quarters of an hour in the Oven.

To make Winter-Cheese-cakes with Puff-paste.

For the Crust, to a Pound of Flour take three quarters of a Pound of Butter; wet the Flour stiff with Milk and two Eggs, then rowl in the Butter; and to make the Curd, put five Eggs to a Pint of Cream, and Grate a little Bisket into it.

To make a Bran-Pudding.

Take a quarter of a Pound of fresh Bran, half a Pound of Meal as it comes from the

Mill, three quarters of a Pound of Currans, six Eggs, a Pound of Beef-suet shred very fine, Nutmeg it to your Taste; and if you please put in a quarter of a Pound of Sugar, and as much Milk as will make it pretty stiff; Boil it in a Bag, or Cloth.

To make a Tansy without Frying.

Take the Juice of young Spinage half a Pint, or a little more, put thereto a Pint of thick sweet Cream, and a little Grated Bread, fifteen Eggs, whereof put in but six of the Whites, sweeten it to your Taste, and stir it in a Skillet; Butter your Skillet a little, put it over a gentle fire, until it be somewhat thicker than Butter'd Eggs; then lay it upon a warm Plate, and set it upon a few Coals, and with a Spoon make it of what thickness you please; then let it stand and harden a while, then turn it upon another Plate, and let it stand a while on that side; if you have no Limon, then put a little Verjuice, and Butter and Sugar upon it, and serve it up.

To make Sauce for Turkeys or Capons.

Take half a Pint of White-wine, and a little Gravy, and Oyster-liquor, and a little Grated Nutmeg, and put to it three or four large Onions boil'd tender and mashed small with a little small Pepper, and two or three Anchovies, minced small, boil it a quarter
of

of an Hour, with a little Grated White-bread, and put to it a piece of Butter, and put it to the Fowls being Roasted.

To make Sause for Wild-Fowl.

Take half a Pint of Claret, a little Oyster-liquor, a little Gravy, and three or four Shalots ; let it boil a quarter of an Hour, with a little Grated Bread, and put to it two Anchovies minced, and a little Butter, and shake it well together, and put it to your Fowl, being Roasted, and serve them up.

To make Sause for Venison, or a Hare.

Take half a Pint of Claret, and a little Oyster-liquor, and put to it some good Gravy, and a large Onion stuck with Cloves, and some whole Cinnamon and Nutmeg cut in slices ; then let it boil 'till the Onion is boil'd tender ; then take out the Onion and whole Spice, and put to it three Anchovies, and a piece of Butter, shake it well together, and send it to the Table.

To make Sause for Green-Geese-or Young Ducks.

Take almost half a Pint of the Juice of Sorrel, and a little White-wine, a little Grated Nutmeg, and a little Grated Bread, let it boil a quarter of an Hour, and put to it as much Sugar as will sweeten it ; if you please you may put in a few scalded Gooseberries

berries or Grapes, and a piece of Butter, shake it up thick, and put it to the Geese, being Roasted; this Saufe is proper for Chickens.

To make Limon Cream.

Take four fair Limons, pare them very thin, and shred them very small, put it into a Silver Cup, squeeze in all the Juice of the Limons to the Peel, cover it and let it stand two Hours, stirring it sometimes; then put to it three quarters of a Pint of fair water, 7 spoonfuls of Rose-water, or Orange-flower-water, add a little more than half a Pound of fine Loaf-Sugar, seven Whites of Eggs, and three Yolks very well beaten; strain it all in a Canvass-strainer, and boil it till it be thick, stirring of it while it is boiling. Orange-Cream is made after this way, only leaving out half the Peel, and putting in a Yolk or two more.

To make a fresh Cheese.

Take new Milk, put some Runnet to it, let it stand 'till it comes like a Cheese, then break it, and Whey it, and force the Curd through a Canvass-strainer; then season it with Rose-water and Sugar; you may put in the Yolks of an Egg if you please: and if you let it alone it will be as well; temper it together, and so put it into a little Colander to drain, then put it out and pour some Cream upon it: so send it to Table.

To

*To make a Dish of Wild-curds like
Almond-Butter.*

Take of the best Wild-curds, and force them through a Canvas-strainer, and season it with Rose-water and Sugar, and lay it out in a Dish in what form you please, and so serve it in; but few can discern it from Almond-Butter.

To make a very good Sack-Poffet.

Take a Pint of the best Sack, fourteen Eggs, leave out six of the Whites, and be sure you take out all the Treads; put in one Nutmeg and some Cinnamon; mix your Sack and Spice very well, and be sure you put in Sugar enough at the first; set it on a Chaffing-dish of Coals, and beat your Eggs very well, put them into your Sack, and keep them stirring pretty fast that it Curdles not 'till it be boiling hot; then take three Pints of Milk boiling off the fire, pour it into your Bason as hot and softly as you can, and keep it very well stirring 'till the Milk be all in, then take out your Spoon, take it off the Coals quickly, and cover it one quarter of an Hour; and so serve it Covered.

*To make a Lamb-Pye fit for your Ladi-
ship's Table.*

Cut your Lamb in thin slices, and season it with Cloves, Mace, Nutmeg, Sugar and
Salt,

Salt, with a little small Pepper, and lay it in your Coffin; and lay on it and between it, a few Raisins of the Sun stoned, and a few Currans, and a few Scirrets boil'd and Blanched, and the Marrow of two or three Bones; Candied Limon, Dates, and dried Cittern, Preserved Barberries, and Candied Lettice, and sliced Limon, large Mace and Butter; and close your Pye; and when it is baked, let your Caudle be White-wine, Verjuice and Sugar, beaten up with the Yolks of three or four Eggs, and set it on the fire, and keep it stirring till it begins to be thick; put it in and shake it together; scrape on Sugar, and send it up.

To make a Lamb-Pye another Way.

Cut your Lamb in thin Slices, and season it with Pepper and Salt, and Nutmeg, and lay it in your Coffin, and lay on it large Mace and Butter, and close your Pye; the same way you may make a Veal-Pye.

Carps Stewed Royal.

After the Carps are kill'd, and the Garbidg drawn out of their Bellies and washt, then steep them in Claret-wine with whole Spice, and whole Onions, Horse-radish, and Limon shred, a little Salt and Vinegar; then stew them gently half an Hour, or three quarters; then thicken the Butter with Flour in a Sauce-Pan; add some of the Fish

or Carps-liquor, two Anchovies, Oyfters and Shrimps; then pour it over your Fish; let it thicken with the Claret, put in some Sip-pets; Garnish with the Milt, Horse-radish, and cut Limon, or what else you find proper.

How to order Syder the best way.

First scald your Vessels with Water-syder, made of the parings of the same Fruit; then to a Hoghead, after it is thus scalded and very dry; take a Quart of the best old Malaga-Sack, and put into it; stop it close, and rowl your Hoghead up and down every way to season it; then Tun your Syder, having a Tap in it before you Tun it; fill not your Vessel by a pretty deal, leaving room enough for it to work in the Hoghead, and stop it very close to keep in the Spirits, which else will work out at the Hoghead; and as you hear it work, for you must every day watch it, when it begins to make much noise in working, draw out every day a Glass to give it vent, otherwise it will burst your Hoghead. And when it is fine draw it off into another Hoghead; and then again into Bottles as soon as you can.

To make Syder as fine as any Wine in Twenty-four Hours, or there about.

First, let your Syder settle in the Rine for twenty four Hours or more, to take it off

off from the gross Lees; and then Barrel it up; and as soon as it is Tunn'd, take in proportion to a Hogshead of Syder the Whites of fifteen Eggs, beat them to a Froth and Oyl; and when the Froth is settled, put so much fine Scowring-sand into it as will make it neither too thick, nor too thin, about the thickness of Cream, mix it well together upon the Bung-hole, and pour it into your Cyder; then with a Stick rouse it about soundly to mix it well together, stop it up, and as soon as 'tis fine, Bottle it.

To recover Cyder that is decayed.

Take to a Hogshead of Cyder Twenty-four Pound of the best frail Malaga-Raisins, and put them into your Cyder, and in a few days it will be fine, and very palatable; which you must watch by drawing every day a little, at a Peg-hole in your Vessel; but let your Peg be not higher than the middle of the Head of the Vessel, then draw it off presently into Bottles, or else in two or three Days it will not be worth a Farthing.

Another Way much approved to make any Cyder, though quite sowre, if not quite flat and dead, to be of the perfect Colour and Taste with the Redstreak. Thus,

Take in proportion to a Hogshead of very pale sowre Cyder six Pound of Brown Sugar-Candy; then draw off as much of that Cyder

der as in boiling with the Sugar-Candy will make a perfect Syrup ; then set this Syrup to Cooling ; and when it is perfectly cold, pour it into the Cyder, and stop it very close ; it will presently cause a fermentation, but not so great as to hurt your Cyder ; your Vessel must not be quite full, that it may have room to ferment, and in few Days it will be fit to Drink.

How to Preserve Pippins.

Take Pippins, and pare, core, and quarter them, and put them into fair Water, take in also some of their Parings, and the Parings of some other Apples, which you will pare and quarter also in small Quarters ; and make them boil 'till they are tender ; then put them into a clean Cloth, and let the Water run from them ; and then take as much of that Water or decoction as will serve to boil up the Quarters that you have reserv'd for your Preserve, and put it into a Copper-Pan very clean, and put in as much fine Sugar as you please, but in proportion to the quantity of Quarters of Apples that you intend to Preserve, put them all together and make your Pan boil upon a good Charcoal-fire till they are very tender ; stirring them sometimes with a Spoon, but not to break them ; then take them out, and lay them upon the brims of a Dish, or on a clean Cloth a running ; after this you may
Dish

Dish them up upon a Plate, and then make an end of boiling your Syrup upon a quick fire, putting in some more Sugar, and the Juice of Limons, and let it boil 'till it be a Jelly; then take it off from the Fire and let it stand 'till it is cold; and then pour it over your Apples, and on the brims of your Plates as you think fit. But remember to take out the Parings of your Apples before you strain the decoction from your Apples. This Decoction is very good for the doing of almost all other Fruits; but some will boil the Parings before the Fruits, and strain out the Water.

To make most rare Sausages without Skins.

Take a Leg of young Pork, cut off all the Lean, and mince it very small; but leave none of the strings or skins amongst it; then take two Pounds of Beef-suet shred small, two handfuls of Red-sage, a little Pepper, Salt and Nutmeg, with a small Piece of an Onion, Mince them together with the Flesh and Suet, and being fine Minced, put the Yolks of two or three Eggs, and mixing all together, make it into a Paste; and when you use it rowl out as many pieces as you please, in the form of an ordinary Sausage, and Fry them. This Paste will keep a Fortnight upon Occasion.

To Dry Neats Tongues.

Take Salt beaten very fine, and Salt-petre, of each a like quantity; rub your Tongues
very

very well with the Salts, and cover them all over with it, and as it wafts put on more ; when they are hard and stiff they are enough ; then rowl them in Bran, and dry them before a soft Fire. Before you boil them let them lie in Pump-water one Night, and boil them in Pump-water.

Otherways powder them with Bay-salt ; and being well smoak'd, hang them up in a Garret or Cellar, and let them come no more to the Fire 'till they are boil'd.

To Roast a Neat's Tongue.

Take a Neat's Tongue being tender boil'd, blanched and cold, cut a hole in the Butt-end, and mince the Meat that you take out ; then put some Sweet-herbs finely minced to it, with a Minc'd Pippin or two, the Yolks of Eggs slic'd, some Minc'd Beef-Suet or Minc'd Bacon, beaten Ginger and Salt, fill the Tongue, and stop the end with a Caul of Veal, Lard it, and Roast it ; then make Sause with Butter, Nutmeg and Juice of Oranges ; Garnish the Dish with slic'd Limon-peel and Barberries.

To Roast a Neat's Tongue or Udder otherways.

Boil it a little, Blanch it, Lard it with pretty big Lard all the length of the Tongue, as also the Udder ; being first season'd with Nutmeg, Pepper, Cinnamon and Ginger ; then spit and roast them, and bast them with

sweet Butter; being Roasted dress them with Grated Bread and Flour, and some of the Spices abovesaid, some Sugar, and serve it with Juice of Oranges, Sugar, Gravy, and slic'd Limon on it.


To make Minc'd Pies with Neat's Tongues.

Take a fresh Neat's Tongues, boil, blanch, and mince it, hot or cold, then mince four Pounds of Beef-suet by it self; mingle them together, and season them with an Ounce of Cloves and Mace beaten, some Salt, half a preserved Orange, and a little Limon-peel minc'd, with a quarter of a Pound of Sugar, four Pounds of Currans, a little Verjuice and Rose-water, and a quarter of a Pint of Sack, stir all together and fill your Pies; in the Figures as on the Copper-Plate, *Number 3.* or others as you please.

Sauces for Roast Pigeons, or Doves.

1. Gravy and Juice of Orange.
2. Boil'd Parsly minced and put amongst some Butter and Vinegar, beaten up thick.
3. Gravy, Claret, and an Onion stewed together with a little Salt.
4. Vine-leaves Roasted with the Pigeons, minc'd and put in Claret-wine, and Salt, boil'd together, some Butter and Gravy.
5. Sweet Butter and Juice of Orange beat together and made thick.
6. Minced Onions boil'd in Claret-wine almost

The Several Fashions of Mince Pies





almost dry, then put to it Nutmeg, Sugar, Gravy of the Fowl, and a little Pepper.

7. Or Gravy of the Pigeons only.

Sauces for all manner of Roast Land-Fowl, as Turkey, Bustard, Peacock, Pheasant, Partridge.

1. Slic'd Onions being boil'd, stew them in some Water, Salt, Pepper, some Grated Bread, and the Gravy of the Fowl.

2. Take Slices of White-bread, and boil them in fair Water, with two whole Onions, some Gravy, half a Grated Nutmeg, and a little Salt; strain them together through a Strainer, and boil it up as thick as Water-Grewel; then add to it the Yolks of two Eggs, dissolved with the Juice of two Oranges.

3. Take thin Slices of Manchet, Gravy of the Fowl, some sweet Butter, Grated Nutmeg, Pepper and Salt, stew all together, and being stewed put in a Limon Minced with the Peel.

4. Onions sliced and boil'd in fair Water, and a little Salt, a few Bread-crumbs, beaten Pepper, Nutmeg, three Spoonfuls of White-wine, and some Limon-peel finely minced and boil'd all together; being almost boil'd put in the Juice of an Orange, beaten Butter, and the Gravy of the Fowl.

5. Stamp Small-nuts to a Paste, with Bread, Nutmeg, Pepper, Saffron, Cloves, Juice of
L 2 Orange;

Orange, and strong Broth, strain and boil them together very thick.

6. Quince, Prunes, Currans, and Raisins boil'd, Muskified Bisket, stamped and strained with White-wine, Rose-vinegar, Nutmeg, Cinnamon, Cloves, Juice of Oranges and Sugar; boil it not too thick.

7. Take a Manchet, pare off the Crust and slice it, then boil it in fair Water, and being boil'd somewhat thick put in some White-wine, Wine-vinegar, Rose or Elder-vinegar, Sugar and Butter.

8. Almond-Paste, and Crumbs of Manchet, stamp them together with some Sugar, Ginger and Salt, strain them with Grape-juice, and Juice of Oranges; boil it pretty thick.

To make Rose or Elder-Vinegar.

Keep Roses dried, or dried Elder-Flowers, put them into several double Glasses, or Stone-Bottles, write upon them and set them in the Sun, by the Fire, or in a warm Oven, when the Vinegar is out, fill them up again.

To make Verjuice.

Take Crabs as soon as the Kernels turn black, and lay them in a heap to sweat, then pick them from Stalks and Rottenness; and then in a long Trough with stamping Beetles, stamp them to Mash, and make a Bag of coarse Hair-cloth, as square as the Press; fill

fill it with the stamped Crabs, and being well pressed, put it up in a clean Vessel.

To make Mustard.

Have good Seed, pick it and wash it in cold water, drain it and rub it dry in a Cloth very clean; then beat it in a Mortar, with strong Wine-Vinegar; and being fine beaten, strain it and keep it close cover'd, or Grind it in a Mustard-Quern, or a Bowl with a Cannon-Bullet.

To make Pancakes.

Take three Pints of Cream, a Quart of Flower, Eight Eggs, three Nutmegs, a Spoonful of Salt, and two Pounds of Clarified Butter; the Nutmegs being beaten, strain them with the Cream, Flour and Salt, fry them into Pan-cakes, and serve them with fine Sugar.

Otherways.

Take three Pints of Spring-water, a quart of Flour, Mace and Nutmeg beaten, six Cloves, a spoonful of Salt, and six Eggs, strain them, and fry them into Pan-cakes.

Or thus.

Make stiff Paste of fine Flour, Rose-water, Cream, Saffron, Yolks of Eggs, Salt and Nutmeg, and fry them in Clarified Butter.

Or thus.

Take three Pints of Cream, a Quart of Flour, five Eggs, Salt, three spoonful of Ale, a Race of Ginger, Cinnamon as much; strain these Materials, then fry them, and serve them with fine Sugar.

To make a Tansey the best way.

Take twenty Eggs, and take away five Whites, strain them with a Quart of good thick sweet Cream, and put to it a Grated Nutmeg, a Race of Ginger Grated, as much Cinnamon beaten fine, and a Penny White-loaf Grated also, mix them all together with a little Salt, then stamp some Green Wheat, with some Tansey Herbs, strain it into the Cream, and Eggs and all together: Then take a clean Frying-pan, and a quarter of a Pound of Butter, melt it, and put in the Tansey, and stir it continually over the fire with a Slice or Ladle, chop it, and break it as it thickens, and being well incorporated, put it out of the Pan into a Dish, and chop it very fine, then make the Frying-pan very clean, and put in some more Butter, melt it and fry it whole, or in spoonfuls; being finely fryed on both sides, Dish it up and sprinkle it with Rose-Vinegar, Grape-Ver-
juice

juice, Elder-Vinegar, Cowslip-Vinegar, or the Juice of three or four Oranges, and strow on good store of fine Sugar.

Otherways.

Take a little Tansey, Featherfew, Parsly and Violets, stamp and strain them with eight or ten Eggs and Salt, fry them in sweet Butter, and serve them on a Plate or Dish with some Sugar.

A Tansey for Lent.

Take Tansey and all manner of Herbs as before, and beaten Almonds, stamp them with the spawn of a Pike or Carp, and strain them with the Crumb of a fine Manchet, Sugar and Rose-water, and fry it in sweet Butter.

*To Collar a Surloin, Flank, Brisket, Rand,
or Fore-Rib of Beef.*

Take the Flank of Beef, take out the Sinews and most of the Fat, put it into Pickle, with as much water as will cover it, and put a handful of Peter-salt to it; let it steep three Days and not shift; it then take it out and hang it a draining in the Air, wipe it dry, then have a good handful of red Sage, some Tops of Rosemary, Savory, Marjoram and

Time, but twice as much Sage, mince them very small, then take a quarter of an Ounce of Mace, and half as many Cloves, with a little Ginger, and half an Ounce of Pepper, and likewise half an Ounce of Peter-salt; mingle them together, then take your Beef, splat it, and lay it even that it may roll up handsomely in a Collar; then take your Seasoning of Herbs and Spices, and strew it all over, roll it up close, and bind it fast with Packthread; put it into an Earthen Pipkin or Pot, and put a Pint of Claret to it, an Onion and two or three Cloves of Garlick, close it up with a piece of coarse Paste, and bake it in a Baker's Oven; it will ask six Hours soaking.

To make Sauce or Pickle to keep Venison in that is Tainted.

Take strong Ale, and as much Vinegar as will make it sharp, boil it with some Bay-salt, and make a strong Brine, skum it, and let it stand 'till it be cold, then put in your Venison twelve Hours, press it, boil it, and season it, then bake it.

Other Sauce for Tainted Venison.

Take your Venison, and boil Water, Beer, and Wine-Vinegar together, and some Bay-leaves,

leaves, Tyme, Savory, Rosemary and Fenil, of each a handful; when it boils put in your Venison, parboil it well and press it, and season it as aforesaid; bake it to be eaten cold or hot, and put some raw minced Mutton under it.

Other ways to Preserve Tainted Venison.

Bury it in the Ground in a clean Cloth all Night, and it will take away the Corruption, flavour or stink.

Other Sause to Counterfeit Beef or Mutton to give it a Venison Colour.

Take small Beer and Vinegar, and parboil your Beef in it, let it steep all Night, then put some Turnsole to it, and being Baked, a good Judgment shall not discern it from Red or Fallow Deer.

Other ways to Counterfeit Ram, Weather, or other Mutton, for Venison.

Bloody it in Sheep's, Lamb's, or Pig's Blood, or any good and new Blood; season it as before, and bake it either for hot or cold. In this Fashion you may bake Mutton, Lamb, or Kid.

Fish when in Season.

Severn Salmon in season from *Alholland-Tide* till *June*.

Thames Salmon in season from *April*, and allow'd to be caught to *Holy-Rood* the 13th of *September*.

Sturgeon catcht in the Eastern parts in *April*, *May*, and *June*, (Excellent Fish Roasted fresh) but chiefly eaten pickled, most caught at *Hamborough*, and at a place belonging to the King of *Prussia*, call'd *Pillow*; sometimes catch'd in the River *Severn*, and now and then in the *Thames*.

Turbett in season all the Year, but scarce in the Months of *December*, *January* and *February*.

Carp Spawn in *May*, in season all the Year, at some Place or other; *Thames-Carp* reckon'd the best.

Whitings and *Cod* in season here chiefly in *November*, but in the Northern Countries longer.

Lampreys in season from *Christmass* to *June* to be Potted, catch'd in the River *Severn*.

Mackarels in season the latter end of *April*, and continue *May* and *June*.

Lobsters and *Crabs* come in, in *August*, and hold till *Christmass*, which is call'd the first season; and from *Christmass* to *June*, is call'd the second season.

Oysters

Oysters in season from the beginning of *September* to *April*.

Herrings in season in *June*, but the biggest season when in full Row is in *September*, *October* and *November*.

Trouts in season in *April*, *May*, and the beginning of *June*; *Hampshire* the Chief Country for them.

Soles, Thornback, Cray-fish, and Eels, always in season.

Fowls and Rabbits, &c. when in Season.

In *January*, *February* and *March*, Turkey Poults, Green Geese, Ducklings, small fat Chickens, some Pidgeons, Tame Sucking Rabbits, Pheasants and Partridge with Egg, are in season. And in *March*, Leverets, Wild Pigeons, Wild Rabbits. In *April*, *May* and *June* the Chickens come to be Large Fowls, so that Turkey, Geese, Ducks and Fowls are in season all the Year.

In *July* and *August*, Wild Ducks that shed their Feathers, which are called Flappers or Moulters, come very Fat; and at the latter end of the Year most sorts of Fowls both Wild and Tame are good and in season, as Swans, Bustards, Wild Geese, Brand Geese, Wild Ducks, Teal, Widgins, Shufflers, Pen-teal, Easterlings, Heathcocks, Woodcocks, Snipes, Plover, Larks, Quails, Blackbirds, Thrushes,

156 England's *Newest Way*, &c.

Thrushes, Felfair, Pheasants, Partridge, Bittern, Geese, Tame Ducks, Cock-Turkeys, and Hen-Turkeys, Capons, Virgin-Pullets, and Hens with Egg, and Chickens; likewise Hares and Rabbits.

Note. That the Cock-Turkey is out of season after *Christmas*, but the Hen continues in season till *Easter*, and is with Egg all the Spring.

F I N I S.

BOOKS Printed for Christopher
Coningsby.

THE Lady's Writing-Master, being a Curious Sett of Round-hand Copies, which is the only Hand now in use: By *William Elder*. Printed on the tops of Thirty six Folio Pages to Write under, whereby any Person may attain to write handsomely with little Practice. Price 1 s. 6 d.

The Modish Penman, containing variety of all the Usual Hands now Practised in *England*; and an Exact Copy to write *Greek* by; with Directions whereby any Person may attain to write any of those Hands with little Practice; likewise excellent Receipts for making several sorts of Ink, and other Curiosities. By *William Elder*. Price 1 Shill.

The Young Man's Companion, containing Examples of the usual Hands now Practised in *England*. By *William Elder*. Price 1 s.

A New

A Catalogue of Books.

A New Copy-Book, containing the Breaks and Alphabets of the true Secretary, and Text-Hands; whereby any Person may attain to the Clerk-like Engrossing of any Deeds, Writings, &c. with Expedition. Printed on the Tops of 36 Pages to write under. Price 1 s.

The Country School-Master, or an Assistant to those that want an Able Master; being a Copy-Book containing variety of the most Common Hands now used in *England*, also an Exact Copy of the Print-Hands. By *Joseph Nutting*. Price 6 d.

A New Book of Cyphers, containing in General all Names, interwoven and revers'd by Alphabet, being very pleasant for Gentlemen and Ladies, and useful for all sorts of Artists, as Painters, Carvers, Engravers, Chasers, Watch-makers, Embroiderers, &c. with several other useful and necessary Examples, with Additions. Composed and Engraven after the newest and true Mode. By *Benj. Rhodes*. Price Bound 3 s. 6 d.

The Merchant's Magazine, or Tradesman's Treasury: Containing, 1. Arithmetick in whole Numbers, and Fractions Vulgar and Decimal; with the Reason and Demonstration of each Rule: Adorn'd with Curious Copper-cuts of the chief Tables and Titles.

2. Mer-

2019-B365

